

*Dynamics of poles with position-dependent
strengths and its optical analogues*

Montaldi, James and Tokieda, Tadashi

2010

MIMS EPrint: **2010.65**

Manchester Institute for Mathematical Sciences
School of Mathematics

The University of Manchester

Reports available from: <http://eprints.maths.manchester.ac.uk/>

And by contacting: The MIMS Secretary
School of Mathematics
The University of Manchester
Manchester, M13 9PL, UK

ISSN 1749-9097

Dynamics of poles with position-dependent strengths and its optical analogues

James Montaldi^a, Tadashi Tokieda^b

^a*School of Mathematics, University of Manchester, Manchester M13 9PL, England*

^b*Trinity Hall, Cambridge CB2 1TJ, England*

Abstract

Dynamics of point vortices is generalized in two ways: first by making the strengths complex, which allows for sources and sinks in superposition with the usual vortices, second by making them functions of position. These generalizations lead to a rich dynamical system, which is nonlinear and yet has enough conservation laws coming from a Hamiltonian-like formalism. We then discover that in this system the motion of a pair mimics the behavior of rays in geometric optics. We describe several exact solutions with optical analogues, notably Snell's law and the law of reflection off a mirror, and perform numerical experiments illustrating some striking behavior.

Keywords: Vortex dynamics, complex variable strengths, Snell's law, geometric optics, hybrid systems
2010 MSC: 70F05, 70F10, 34A38

1. Introduction

Dynamics of point vortices with fixed strengths in a 2-dimensional ideal fluid has a classical pedigree, e.g. Lamb [5], Art. 154–160. The subject continues to be actively researched on: a modern survey [1] on its equilibrium aspect alone lists more than 100 papers. We generalize vortex dynamics in two ways, firstly allowing, besides vortices, sources/sinks as well as their superpositions ('poles'), and secondly allowing the strengths of these poles to vary as functions of position in the plane.

The first generalization goes back to a 1928 paper by Friedman and Polubarinova-Kochina (the former is the same Friedman as in the eponymous cosmological model); the rather more recent paper by Borisov & Mamaev [3] contains references as well as a good theoretical analysis. Here we present a couple of new exact solutions and alternative derivations of some old ones.

The second generalization seems less explored, and leads to a rich dynamics, which we illustrate with a variety of exact solutions with *analogues in geometric optics*, the position-dependent strength of a pole replacing the medium-dependent index of refraction. As typical examples we detail the analogues of Snell's law and law of reflection off a mirror, in generalized forms. Optical analogy is not so obvious: though it was suggested by Kimura [4] that in the dipole limit a classical vortex pair should travel along a geodesic, the principle governing light rays in geometric optics is one of least time, not of least length. Nevertheless, dynamics of poles with position-dependent strengths

turns out to be quite versatile in mimicking the ray representation of phenomena of wave propagation. Take for instance the work by Berry [2] on focusing and defocusing of surface waves by underwater landscape. It will become clear that such effects are realizable by our dynamics, too.

It may not be amiss to point out that the dynamical system (2), which is the chief object of our study, is quite nonlinear—in a sense more so than say the Euler or Navier-Stokes equations. In the latter, indeed, the nonlinearity is separated out as an additive term $(\mathbf{v} \cdot \nabla)\mathbf{v} = \nabla(\frac{1}{2}\mathbf{v}^2) - \mathbf{v} \times (\nabla \times \mathbf{v})$, so that we can resort to linearization by dropping this nonlinear term or by substituting for it a term $(\text{background flow} \cdot \nabla)\mathbf{v}$ (Stokes and Oseen approximations, respectively). In contrast, our system is so nonlinear that it is not even clear whether or not there exists a 'linearization' of the system that makes sense.

In the light of this inseparable nonlinearity, it is noteworthy that our system proves to be analysable in elementary terms, and many instances of complete integrability explicitly spelt out. This is thanks, ultimately, to the fact that the classical vortex dynamics is *Hamiltonian* and our generalization is *something like Hamiltonian*.

2. Equation of motion, conservation laws

We begin with a discussion of 2-dimensional ideal fluid flow in terms of complex potential, but shall specialize soon. Consider N interacting points $z_1, \dots, z_N \in \mathbb{C}$ called **poles**, each pole z_i carrying with it a family of complex-valued functions $\{\mu_n^i(z)\}_{n \in \mathbb{Z}}$ called **strengths**, only finitely

Email addresses: j.montaldi@manchester.ac.uk (James Montaldi), tokieda@dpms.cam.ac.uk (Tadashi Tokieda)

many of which are nonzero. The poles move according to

$$\frac{d}{dt}z_i(t) = \sum_{j:j \neq i} \sum_{n \in \mathbb{Z}} \overline{\mu_n^j(z_j(t))} (z_i(t) - z_j(t))^n \quad (1)$$

for $i = 1, \dots, N$ ($\overline{}$ denotes complex conjugation). The dynamics of (1), being 1st-order in time t , has *no inertia*, in the sense that the poles' instantaneous positions determine their velocities: the phase space is a product of N copies of \mathbb{C} (minus diagonals if we wish to exclude collisions a priori), not a (co)tangent bundle. We can set up a dynamical system like this on any domain of any Riemann surface, provided $\sum_i \mu_{-1}^i$ is chosen equal to $1/2\pi\sqrt{-1}$ times the total circulation along the boundary (else Stokes's formula is violated). In simple domains that arise in practice, solutions can be found by the method of images.

A term of the form $\overline{\mu(z - z_j)^n}$ on the right side of (1) represents a flow velocity induced by z_j at z . The pictures for $n = -1$ have rotational symmetry: source or sink of flux $2\pi\mu$ for μ real, vortex of circulation $2\pi\sqrt{-1}\mu$ for μ pure imaginary, in general a superposition of these, i.e. a spiral node. Other n exhibit other symmetries: multipolar flows for $n < -1$, uniform flow for $n = 0$, and corner flows for $n > 0$.

Now suppose (1) is homogeneous so that $\mu_n^i = 0$ except for a certain exponent $n = n_0$, and moreover all $\mu^i := \mu_{n_0}^i$ are fixed. Then (1) may be recast in the 'canonical' form

$$\frac{d}{dt}z_i = \frac{1}{\mu^i} \frac{\partial}{\partial \bar{z}_i} H,$$

$$H(z_1, \dots, z_N) = \operatorname{Re} \sum_{i,j:i < j} \mu^i \mu^j G(z_i - z_j)$$

with

$$G(z_i - z_j) = \begin{cases} \frac{1}{n_0+1} (z_i - z_j)^{n_0+1} & \text{when } n_0 \neq -1, \\ \log(z_i - z_j) & \text{when } n_0 = -1 \end{cases}$$

(G as in 'Green'). From

$$\begin{aligned} \frac{d}{dt}H(z_1(t), \dots, z_N(t)) &= \sum_i \left(\frac{\partial}{\partial z_i} H \cdot \frac{d}{dt}z_i + \frac{\partial}{\partial \bar{z}_i} H \cdot \frac{d}{dt}\bar{z}_i \right) \\ &= \sum_i (\mu^i + \overline{\mu^i}) \left| \frac{d}{dt}z_i(t) \right|^2 \end{aligned}$$

we see

Theorem 2.1. *If all μ^i are pure imaginary, then H is conserved.*

Next let the homogeneity degree n_0 be odd, with μ^i still fixed. Pairwise cancellation in (1) yields $\sum_i \mu^i dz_i/dt = 0$, whence

Theorem 2.2. *If $\mu := \sum_i \mu^i \neq 0$, then the 'center of strength'*

$$c = \frac{\sum_i \mu^i z_i}{\mu}$$

is conserved. If $\mu = 0$, then for every partition of the index set $I \sqcup I' = \{1, \dots, N\}$ such that $\mu_I := \sum_{i \in I} \mu^i \neq 0$ and $\mu_{I'} := \sum_{i' \in I'} \mu^{i'} \neq 0$, the difference between the 'subcenters'

$$\frac{\sum_{i \in I} \mu^i z_i}{\mu_I} - \frac{\sum_{i' \in I'} \mu^{i'} z_{i'}}{\mu_{I'}}$$

is conserved.

The 'partition' part of this Theorem is elementary but does not appear to have been used prior to the paper by Montaldi, Soulière, Tokieda [6].

If instead the homogeneity degree n_0 is even and there are just 2 poles z, z' with strengths μ, μ' , then $\overline{\mu}z - \overline{\mu'}z'$ is a conserved quantity. However, this does not appear to extend to more than 2 poles.

Finally, how can we extend the affine symmetry of the phase space to that of the phase space-time so as to preserve the invariance of (1)? The requirement that time t be real gives the answer.

Theorem 2.3. *The system (1) is $\mathbb{C}^* \times \mathbb{C}$ -invariant if and only if it is homogeneous of degree $n_0 = -1$: here $(a, b) \in \mathbb{C}^* \times \mathbb{C}$ maps (t, z) to $(|a|^2 t, az + b)$.*

3. Exact solutions

We shall, in what follows, focus on the theory where (1) involves only the exponent $n_0 = -1$ and all the strengths share a common dependence on the position: $\mu^i(z) = \mu^i \cdot S(z)$ for some complex constants μ^i ($i = 1, \dots, N$) and some real-valued function S ('seabed' or 'step'). Thus the equations of motion are

$$\frac{d}{dt}z_i(t) = \sum_{j:j \neq i} \frac{\overline{\mu^j} S(z_j(t))}{z_i(t) - z_j(t)} \quad (i = 1, \dots, N). \quad (2)$$

In most of our examples S will be piecewise constant. Then Theorems 2.1, 2.2, 2.3 hold piecewise until one of the poles crosses a discontinuity of S , at which instant H and the centers of strength jump to new values. In the language of dynamical systems, the introduction of a 'seabed' function S in this section and next puts us in the realm of *hybrid systems*, where different equations of motion govern different regions of the phase space.

When $S(z) = 1$ everywhere and all μ^i are pure imaginary, we are back to classical point vortices and recover H as their Hamiltonian.

3.1. Self-similar solutions

If a collection of poles happens to move in a self-similar manner, then Theorem 2.3 reduces the (complex) degree of freedom from N to 1, down to a single equation

$$\frac{d}{dt}Z = \frac{M}{\bar{Z}}, \quad (3)$$

or in polar coordinates

$$\frac{d}{dt}\frac{1}{2}|Z|^2 = \operatorname{Re} M, \quad |Z|^2 \frac{d}{dt} \arg Z = \operatorname{Im} M.$$

The solution is

$$Z(t) = T \exp\left(\sqrt{-1} \frac{\operatorname{Im} M}{\operatorname{Re} M} \log T\right) Z(0), \quad (4)$$

where

$$T = \sqrt{1 + \frac{\operatorname{Re} M}{|Z(0)|^2/2} t} \quad \text{if } \operatorname{Re} M \neq 0,$$

and

$$Z(t) = \exp\left(\sqrt{-1} \frac{\operatorname{Im} M}{|Z(0)|^2} t\right) Z(0) \quad \text{if } \operatorname{Re} M = 0. \quad (5)$$

We remark however that there is really no need to treat the case (5) apart from (4), since (4) converges to (5) in the limit $\operatorname{Re} M \rightarrow 0$.

If $\operatorname{Re} M \neq 0$, then the poles spiral in and collapse to their center of strength after time $-|Z(0)|^2/2 \operatorname{Re} M$ (in the future if $\operatorname{Re} M < 0$, in the past if > 0). If $\operatorname{Re} M = 0$, then the configuration of the poles merely spins while remaining congruent to itself.

3.2. Pair

A pole pair z, z' of fixed strengths μ, μ' moves self-similarly around its center of strength c (defined in Theorem 2.2). With a little manipulation (2) takes the form of (3):

$$\frac{d}{dt}(z - c) = \frac{|\mu'|^2}{\mu + \mu'} \frac{1}{\bar{z} - \bar{c}}$$

and the same equation for $z' - c$ with prime and unprime exchanged. If $\mu + \mu' = 0$, then Theorem 2.2 implies that the pair moves along parallel trajectories, around a ‘center at infinity’ ($c \rightarrow \infty$). In particular if μ, μ' are real and $\mu + \mu' = 0$, then the source chases the sink and the sink runs away from the source, while their mutual separation remains constant.

If the 2 poles are *vortices*, i.e. μ, μ' are pure imaginary, then the distance between them remains constant, even on a variable ‘seabed’ function $S(z)$. This is easy to see, for then the velocities of the vortices are perpendicular to the segment connecting the vortices; whether the velocities have the same magnitude or not is irrelevant.

3.3. Regular polygons

Place N poles of equal fixed strengths μ at the vertices of a regular N -gon, plus 1 pole of strength μ' at the center c . The poles spiral self-similarly out or in, clockwise or anticlockwise, depending on N, μ, μ' . In terms of any one of the vertices z , (2) takes the form of (3):

$$\frac{d}{dt}(z - c) = \left(\frac{N-1}{2} \bar{\mu} + \bar{\mu}'\right) \frac{1}{\bar{z} - \bar{c}}.$$

If $\mu' = -(N-1)\mu/2$, then all the poles are immobilized.

4. Position-dependent strengths, optical analogy

4.1. Analogue of Snell’s law

Let $S(z) = s_1$ in the lower half-plane $\operatorname{Im} z < 0$ and $S(z) = s_2$ in the upper half-plane $\operatorname{Im} z \geq 0$, where $s_1, s_2 \in \mathbb{R}_+$. A pair z, z' with strengths $-\mu S(z), +\mu S(z')$, moving along parallel trajectories, arrives from the lower half-plane (Figure 1).

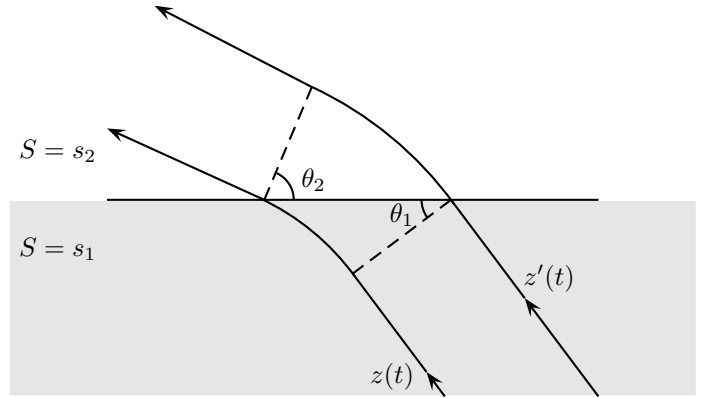


Figure 1: Snell’s law for vortices

When z' crosses the real axis, the pair starts swerving self-similarly around its center of strength $c = (s_2 z' - s_1 z)/(s_2 - s_1)$. When, after time t say, z crosses the real axis, the pair resumes moving along parallel trajectories inside the upper half-plane. The angles of inclination θ_1, θ_2 of these trajectories pre- and post-crossing satisfy, if $\operatorname{Im} \mu \neq 0$,

$$s_1 \sin \theta_1 \exp\left(-\frac{\operatorname{Re} \mu}{\operatorname{Im} \mu} \theta_1\right) = s_2 \sin \theta_2 \exp\left(-\frac{\operatorname{Re} \mu}{\operatorname{Im} \mu} \theta_2\right), \quad (6)$$

and

$$\theta_1 = \theta_2 \quad \text{if } \operatorname{Im} \mu = 0. \quad (7)$$

If μ is pure imaginary, then θ_1, θ_2 become the angles of incidence and (6) reduces to

$$s_1 \sin \theta_1 = s_2 \sin \theta_2 \quad (8)$$

which is the analogue of Snell’s law in optics; s is then the analogue of the index of refraction. At one extreme $\theta_1 =$

$\theta_2 = 0$ there is no refraction. At the other extreme $\theta_2 = \pi/2$ the pair ‘skids’ along the real axis, hence reflection into the lower half-plane occurs for

$$\theta_1 > \arcsin \frac{s_2}{s_1}.$$

One proof of (6) and (7) goes as follows. During the crossing, i.e. while z' is already in the upper half-plane but z is still in the lower half-plane, $z' - z$ evolves according to

$$\frac{d}{dt}(z' - z) = \frac{\bar{\mu}(s_2 - s_1)}{z' - \bar{z}}$$

which is in the form (3) with $Z = z' - z$ and $M = \bar{\mu}(s_2 - s_1)$. As remarked after (5), the special case of $\text{Re } \mu = 0$ may be treated as the limit $\text{Re } \mu \rightarrow 0$, so we shall proceed with the proof assuming $\text{Re } \mu \neq 0$. With this in mind, we have $\text{Im } M / \text{Re } M = -\text{Im } \mu / \text{Re } \mu$, so by (4)

$$z'(t) - z(t) = T \exp\left(-\sqrt{-1} \frac{\text{Im } \mu}{\text{Re } \mu} \log T\right) (z'(0) - z(0)), \quad (9)$$

where

$$T = \sqrt{1 + \frac{(s_2 - s_1)\text{Re } \mu}{|Z(0)|^2/2} t}.$$

Since

$$z - c = \frac{s_2}{s_1 - s_2} (z' - z) \quad (10)$$

(of course: the point is that during the crossing the solution is self-similar), (9) also gives

$$z(t) - c = T \exp\left(-\sqrt{-1} \frac{\text{Im } \mu}{\text{Re } \mu} \log T\right) (z(0) - c). \quad (11)$$

The equations (9) and (11) convey all the information we need to compare the positions of the pair at time 0 (or more precisely 0+) when the crossing starts and at time t (or $t-$) when it ends.

First, taking the argument of (9) we find

$$\theta_2 = -\frac{\text{Im } \mu}{\text{Re } \mu} \log T + \theta_1. \quad (12)$$

Next, taking the imaginary part of (11) we find

$$\text{left side} = 0 - \text{Im } c = \frac{s_1}{s_2 - s_1} \text{Im } z(0)$$

because $\text{Im } z(t) = \text{Im } z'(0) = 0$, and we find

$$\text{right side} = \frac{T s_2}{s_1 - s_2} |z'(0) - z(0)| \sin\left(-\frac{\text{Im } \mu}{\text{Re } \mu} \log T + \theta_1\right)$$

because by virtue of (10) $z(0) - c$ is expressible as

$$\frac{s_2}{s_1 - s_2} |z'(0) - z(0)| \exp(\sqrt{-1} \theta_1).$$

Using (12) and equating the two sides,

$$T s_2 \sin \theta_2 = s_1 \frac{-\text{Im } z(0)}{|z'(0) - z(0)|} = s_1 \sin \theta_1.$$

But again by (12)

$$\text{if } \text{Im } \mu = 0, \quad \text{then } \theta_2 = \theta_1,$$

and

$$\text{if } \text{Im } \mu \neq 0, \quad \text{then } T = \exp \frac{\text{Re } \mu}{\text{Im } \mu} (\theta_1 - \theta_2).$$

The formulae (6) and (7) are proved.

Another, slightly different, formulation of this generalized Snell’s law is to say that during the crossing the quantity

$$s \sin \theta \exp\left(-\frac{\text{Re } \mu}{\text{Im } \mu} \theta\right)$$

remains constant if $\text{Im } \mu \neq 0$, and θ remains constant if $\text{Im } \mu = 0$. In this formulation, the law clearly holds in the more general set-up where a real-valued ‘seabed’ function $S(z)$ depends only on $\text{Im } z$ but otherwise varies arbitrarily: just divide the plane into thin strips parallel to the real axis and approximate $S(z)$ by a function constant on each strip, like a sloping beach.

When μ is pure imaginary, a shorter proof of (8) is available via Noether’s theorem (a refinement of Theorem 2.2). The invariance under translations along the real direction gives rise to the conserved quantity $\text{Im}(\mu S(z')z' - \mu S(z)z)$. From the fact already observed that the mutual separation between the poles remains constant, (8) follows immediately by geometry.

4.2. Analogue of the law of reflection

Let $S(z) = -s_1$ in the lower half-plane $\text{Im } z < 0$ and $S(z) = s_2$ in the upper half-plane $\text{Im } z \geq 0$, where $s_1, s_2 \in \mathbb{R}_+$. The difference from the set-up for Snell’s law is that S changes sign between the half-planes. To fix ideas, let us think of μ such that $\text{Re } \mu \geq 0$, $\text{Im } \mu \leq 0$. A pair z, z' with strengths $-\mu S(z), +\mu S(z')$, moving along parallel trajectories, arrives from the lower half-plane (Figure 2).

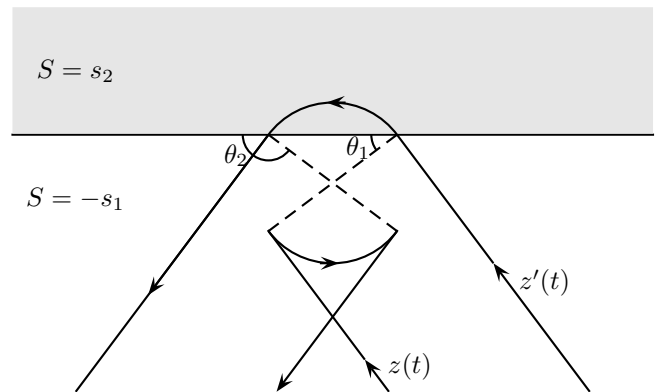


Figure 2: Law of reflection for vortices

When z' crosses the real axis, the pair starts spiraling out self-similarly around its center of strength $c = (s_2 z' +$

$s_1 z)/(s_2 + s_1)$. When, after time t say, z' again crosses the real axis (it does so necessarily before z does), the pair resumes moving along parallel trajectories inside the lower half-plane. Exactly the same line of calculation as for Snell's law proves that the angles of inclination θ_1 , θ_2 of these trajectories pre- and post-reflection satisfy, if $\text{Im } \mu \neq 0$,

$$\sin \theta_1 \exp\left(-\frac{\text{Re } \mu}{\text{Im } \mu} \theta_1\right) = \sin \theta_2 \exp\left(-\frac{\text{Re } \mu}{\text{Im } \mu} \theta_2\right). \quad (13)$$

If μ is pure imaginary, then (13) reduces to $\sin \theta_1 = \sin \theta_2$, from which we extract

$$\theta_1 = \pi - \theta_2 \quad \text{if } \text{Im } \mu \neq 0, \text{Re } \mu = 0. \quad (14)$$

This is the analogue of the law of reflection in optics, θ_1 being the angle of incidence, $\pi - \theta_2$ the angle of reflection. Note that s does not feature in the results (13) and (14). The reason is most readily appreciated in the case $\text{Re } \mu = 0$: then reflection results from 'pivoting' of $z'(0) - z(0)$ to $z'(t) - z(t)$, and the relative magnitudes of s_1, s_2 determine where the pivot is (at the intersection of the dashed lines in Figure 2), but the net pivoting angle is the same regardless of where the pivot is.

If $\text{Im } \mu = 0$, then no reflection occurs: z' and z repel each other along a straight line, z' running away in the upper half-plane and z running away in the lower half-plane.

There arises a curious degeneracy when $\text{Re } \mu = 0$ and the pair hits the mirror head-on, $\theta_1 = 0$. The intuitive picture is that, barely into the upper half-plane, both poles switch the sign of their strengths simultaneously, step back barely into the lower half-plane, change the sign, etc., oscillating upper, lower, upper, lower, ... The pair gets *trapped in the mirror*.

We have detailed above two examples of the dynamics of a pole pair across a straight-line discontinuity of a piecewise constant 'seabed' function. In fact, these examples are the basic ingredients from which we can construct almost all of the dynamics of *small pole pairs* on an arbitrary 'seabed' S . Here is the idea of the construction.

Given an arbitrary S , approximate it by a piecewise constant function S' . The curves separating the level sets of S' are generically smooth, so for pole pairs small compared with the length-scale of the 'seabed' geometry, each curve can be approximated locally by a straight line. If S' keeps the same sign on the two sides of such a line, use the Snell calculation; if S' changes the sign, use the reflection-off-the-mirror calculation. In this approximation scheme, the only risk of misrepresenting the dynamics occurs if the pole pair hits a non-differentiable corner of one of the curves. But non-differentiable corners can be eliminated by perturbing the choice of S or of S' , and anyway trajectories that hit such corners are negligible in the space of all trajectories.

Now further optical analogues suggest themselves. Just let loose an ensemble of small pole pairs. Since geometric

optics is reducible to the laws (8) and (14), it is clear that our ensemble behaves like a pencil of light rays, although the behavior is more general and the dynamics richer if $\text{Re } \mu \neq 0$. The difference of behavior is caused also by the pole-to-pole interaction between different pairs—light rays do not interact among themselves—but this can be made small by making the pole pairs small.

4.3. Leapfrogging and rainbow

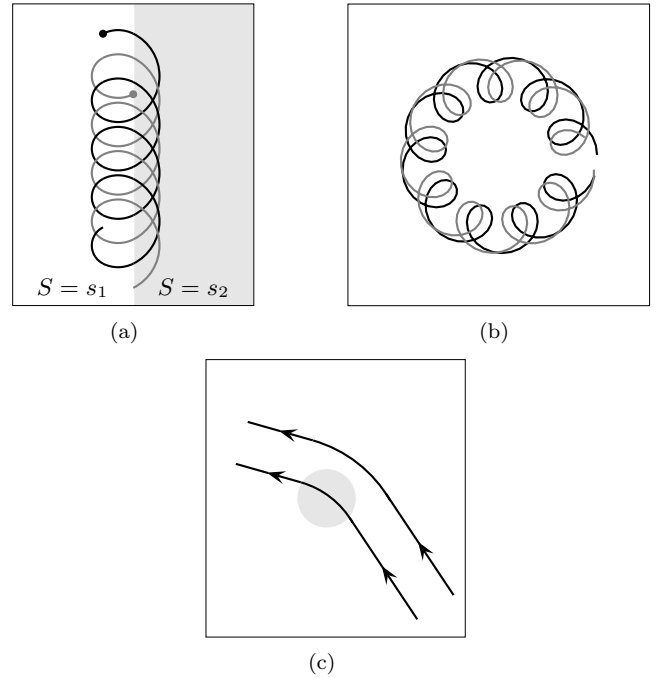


Figure 3: Leapfrogging and rainbow

In vortex dynamics, *two* vortex pairs perform a motion called leapfrogging (e.g. [6] and references therein). With position-dependent strengths *one* pole pair can leapfrog all by itself. Let $S(z) = s_1$ in the left half-plane $\text{Re } z < 0$ and $S(z) = s_2$ in the right half-plane $\text{Re } z \geq 0$, where $s_1, s_2 \in \mathbb{R}_+$. A pair z, z' with strengths $\sqrt{-1} S(z), \sqrt{-1} S(z')$ is initially at positions $\Delta z \in \mathbb{C}$ and 0. It is easy to check that this pair leapfrogs along piecewise circular paths, as in Figure 3(a), advancing by $\frac{s_2 - s_1}{s_2 + s_1} \sqrt{-1} |\text{Im } \Delta z|$ per half-period. By distributing S in a circular bump, like a plateau or a crater, we can also persuade a pair to leapfrog (quasi-)periodically as in Figure 3(b).

A pole pair of opposite $\mu = \pm\sqrt{-1}$ and of separation $d > 0$ approaches a disk of radius $r > 0$. Let $S(z) = 1/r$ inside the disk and $S(z) = 1$ outside. Figure 3(c) shows how the pair gets refracted if one of the pair passes through the disk while the other misses it; the angle of refraction is $2 \arctan(1 - r)/d$. If both enter the disk, then the pair gets internally reflected a certain number of times before it re-emerges, as in a rainbow.

5. Numerical results

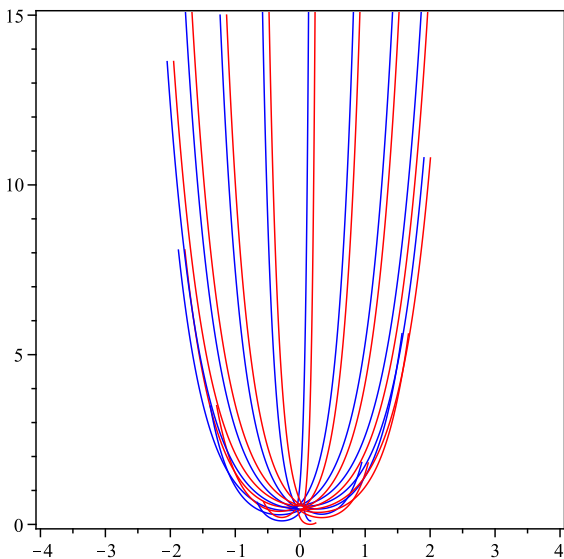
We show a sampling of striking numerical experiments for vortex pairs, with $\mu' = -\mu$ both pure imaginary. Explicitly, we consider the system

$$\frac{d}{dt}z = \frac{\sqrt{-1}S(z')}{\bar{z} - z'}, \quad \frac{d}{dt}z' = -\frac{\sqrt{-1}S(z)}{z' - \bar{z}}. \quad (15)$$

The numerics were performed using MAPLE, with the default method and a step-size $\approx 10^{-3}$, to integrate the system (15) with particular initial values and particular choices of the ‘seabed’ function $S(z)$. The vortex pair is separated by about 5×10^{-2} and the integration runs for the order of a few hundred time units. There is much scope for investigations in a similar vein of other cases and with more poles. In the color figures, for each pair, the blue vortex has $\mu = +\sqrt{-1}$, the red $\mu' = -\sqrt{-1}$. All figures depict trajectories in the plane. The pairs depicted in each figure are independent and not interacting with one another.

Recall that in the usual vortex dynamics (with $S(z) = 1$ everywhere), an isolated pair moves along a straight line in a direction perpendicular to the segment that connects the vortices. We say the pair *faces* this direction. In each figure, the vortices in all pairs are separated by the same distance and, as shown at the end of subsection 3.2, this distance is a conserved quantity.

5.1. Linear seabed



The ‘seabed’ function is $S(z) = \text{Im } z$. Initially the pairs are facing various directions distributed uniformly around the circle, and they all start very near the point $z = \sqrt{-1}$. All the trajectories are bent upward, to asymptote to the vertical direction: a focusing effect. Notice the horizontal and vertical scales are different: in fact the focusing effect is stronger than depicted. If the initial points are in the

lower half plane, where $S(z) < 0$, they move downward in the same way.

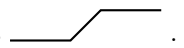
(In general, replacing $S(z)$ by $-S(z)$ is equivalent to reversing vorticity—so interchanging the pair, or to reversing time.)

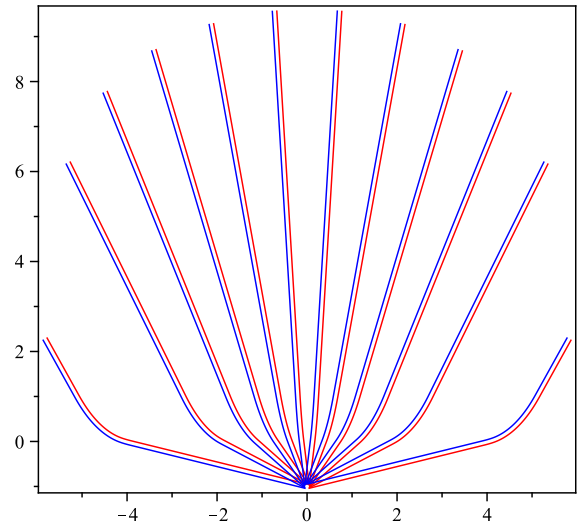
5.2. Piecewise linear seabeds

In this series of experiments (a)–(d), $S(z)$ is a piecewise linear function of $\text{Im } z$.

(a) Here we take

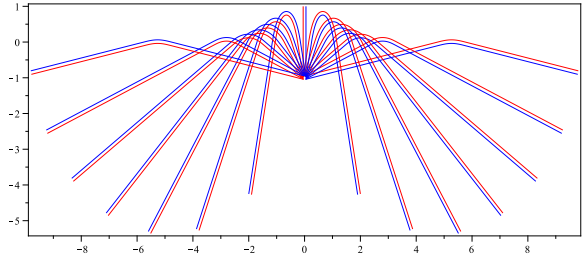
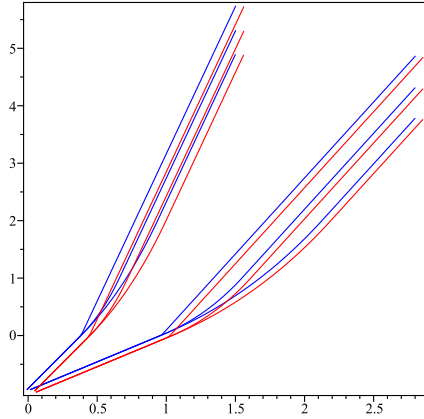
$$S(z) = \begin{cases} 1 & \text{if } \text{Im } z < 0, \\ 1 + \text{Im } z & \text{if } 0 \leq \text{Im } z < 1, \\ 2 & \text{if } \text{Im } z \geq 1 \end{cases}$$

whose graph as a function of $\text{Im } z$ is .

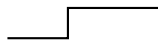


Initially the pairs face various angular directions and they start near the point $z = -\sqrt{-1}$. Pairs that initially face downward will continue to move downward as S there is flat, and these are not depicted. On the other hand, if they have an initial upward component, then they enter the sloping part of S , incur a certain measure of focusing as described in subsection 5.1, and then emerge on the flat part, moving thereafter along straight lines. We see an overall refraction pattern much as described in subsection 4.1.

(b) We next examine how the sloping part of the type of ‘seabed’ used in (a) affects the angle of refraction. In the figure below, two vortex pairs initially face the angular directions $3\pi/8$ and $\pi/4$ as measured from the real axis, and start near $z = 0$. Each pair is then subjected to three different ‘seabed’ functions.



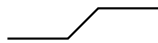
The trajectory of each pair therefore splits into three offshoots: the upper offshoot is subjected to a step function $S(z)$ with a discontinuity across $\text{Im } z = 0$, whose graph as a function of $\text{Im } z$ is




or in formulae

$$S(z) = \begin{cases} 1 & \text{if } \text{Im } z < 0, \\ 2 & \text{if } \text{Im } z \geq 0. \end{cases}$$

The middle offshoot is subjected to the same ‘seabed’ as in the previous experiment (a), whose graph was



The lower offshoot is subjected to a similar ‘seabed’ but whose sloping part has gradient 1/2, stretched over the wider strip $0 \leq \text{Im } z < 2$:

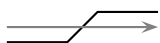


In all three the function increases from 1 to 2 in value.

The fact that for each pair the three offshoots end up parallel means that the net angle of refraction is independent of the type of ‘seabed’ to which an offshoot was subjected. Similar experiments suggest the same is true if the ‘seabed’ is nonlinear on the interpolating strip.

(c) Now consider the ‘seabed’ function


$$S(z) = \begin{cases} -1 & \text{if } \text{Im } z < 0, \\ -1 + \text{Im } z & \text{if } 0 \leq \text{Im } z < 2, \\ 1 & \text{if } \text{Im } z \geq 2 \end{cases}$$

whose graph as a function of $\text{Im } z$ is , which is like experiment (a) except that this time S is negative on the lower half-plane.

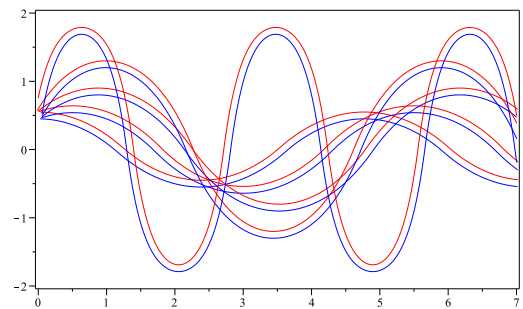
This may be viewed as a continuous version of the mirror of subsection 4.2; here too, the pairs undergo overall reflection, but closer inspection reveals that the change of direction is less sudden. The penetration of the pair into the strip where S slopes depends on its angle of departure.

(d) Placing together two mirrors from (c) face to face, we take

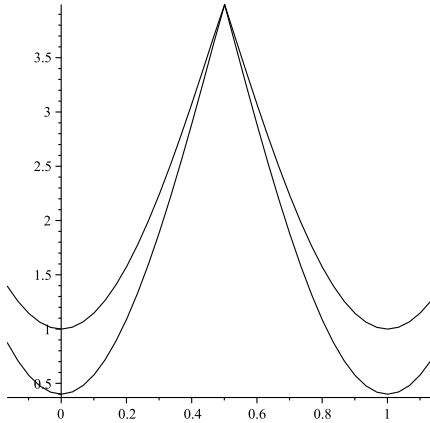
$$S(z) = |\text{Im } z| - 2$$

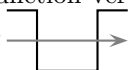
whose graph as a function of $\text{Im } z$ is .

On the plane the graph of S looks like a trough. Pairs released from near $z = 0$ where $S(z) < 0$ move in a kind of smoothed zigzag, drifting along the real axis. Their trajectories are confined within a certain strip near the bottom of the trough, as depicted below. The width of the confinement strip depends on what direction the pair is initially facing. It depends little on the strength or the size of the pair, for the same reason that these two parameters do not feature in the law of reflection (13) and (14).



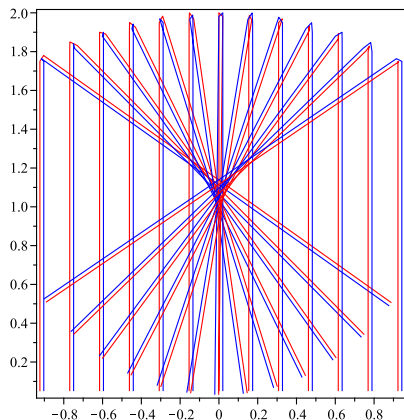
The amplitude of the smooth zigzags is shown in the graph below, as a function of the angle of departure θ with the horizontal (the abscissa is θ/π). The two curves are for different initial values of $\text{Im } z$; the lower one for $\text{Im } z = 0.2$, the upper for $\text{Im } z = 0.5$ (where z is the mid-point of the initial position of the pair). As can be seen in the previous figure, zigzags take place in the strip $-2 < \text{Im } z < 2$ where $S(z) < 0$. The maximum of the curves is attained by pairs facing almost vertically upward. (If the pair faces exactly upward, then it tends to $\text{Im } z = 2$ where $S(z) = 0$ in infinite time.) The minimum occurs where the pair faces horizontally, and the motion has the initial point as an extremum.



Confinement likewise occurs with a step function version of this, whose graph as a function of $\text{Im } z$ is .

The trajectories, which resemble those in the trough above, are readily derived by iterating formulae for the mirror in subsection 4.2.

5.3. Caustic from a circular mirror



We take a mirror in the form of a circular arc. The ‘seabed’ function is equal to -1 below the arc, $+1$ above the arc. An ensemble of pairs is released, each pair initially facing vertically upward along the bottom of the figure (below the mirror). They strike the mirror at the top, and are reflected much as described in subsection 4.2. Together they form a caustic, familiar from when we observe the pattern of light on the surface of tea inside a tea cup.

- [1] H. Aref, P. K. Newton, M. A. Stremler, T. Tokieda, D. L. Vainchtein, Vortex crystals, *Adv. Appl. Mech.* **39** (2003) 1–79.
- [2] M. V. Berry, Focused tsunami waves, *Proc. R. Soc. A* **463** (2007) 3055–3071.
- [3] A. V. Borisov & I. S. Mamaev, On the problem of motion of vortex sources on a plane, *Reg. Chaotic Dyn.* **11** (2006) 455–466.
- [4] Y. Kimura, Vortex motion on surfaces with constant curvature, *Proc. R. Soc. A* **455** (1999) 245–259.
- [5] H. Lamb, *Hydrodynamics* (6th ed.), Cambridge UP 1932.
- [6] J. Montaldi, A. Soulière, T. Tokieda, Vortex dynamics on a cylinder, *SIAM J. Appl. Dyn. Sys.* **2** (2003) 417–430.