

***Computing the Action of the Matrix Exponential,  
with an Application to Exponential Integrators***

Al-Mohy, Awad H. and Higham, Nicholas J.

2010

MIMS EPrint: **2010.30**

Manchester Institute for Mathematical Sciences  
School of Mathematics

The University of Manchester

Reports available from: <http://eprints.maths.manchester.ac.uk/>

And by contacting: The MIMS Secretary  
School of Mathematics  
The University of Manchester  
Manchester, M13 9PL, UK

ISSN 1749-9097

# COMPUTING THE ACTION OF THE MATRIX EXPONENTIAL, WITH AN APPLICATION TO EXPONENTIAL INTEGRATORS\*

AWAD H. AL-MOHY<sup>†</sup> AND NICHOLAS J. HIGHAM<sup>†</sup>

**Abstract.** A new algorithm is developed for computing  $e^{tA}B$ , where  $A$  is an  $n \times n$  matrix and  $B$  is  $n \times n_0$  with  $n_0 \ll n$ . The algorithm works for any  $A$ , its computational cost is dominated by the formation of products of  $A$  with  $n \times n_0$  matrices, and the only input parameter is a backward error tolerance. The algorithm can return a single matrix  $e^{tA}B$  or a sequence  $e^{t_k A}B$  on an equally spaced grid of points  $t_k$ . It uses the scaling part of the scaling and squaring method together with a truncated Taylor series approximation to the exponential. It determines the amount of scaling and the Taylor degree using the recent analysis of Al-Mohy and Higham [*SIAM J. Matrix Anal. Appl.* 31 (2009), pp. 970-989], which provides sharp truncation error bounds expressed in terms of the quantities  $\|A^k\|^{1/k}$  for a few values of  $k$ , where the norms are estimated using a matrix norm estimator. Shifting and balancing are used as preprocessing steps to reduce the cost of the algorithm. Numerical experiments show that the algorithm performs in a numerically stable fashion across a wide range of problems, and analysis of rounding errors and of the conditioning of the problem provides theoretical support. Experimental comparisons with two Krylov-based MATLAB codes show the new algorithm to be sometimes much superior in terms of computational cost and accuracy. An important application of the algorithm is to exponential integrators for ordinary differential equations. It is shown that the sums of the form  $\sum_{k=0}^p \varphi_k(A)u_k$  that arise in exponential integrators, where the  $\varphi_k$  are related to the exponential function, can be expressed in terms of a single exponential of a matrix of dimension  $n+p$  built by augmenting  $A$  with additional rows and columns, and the algorithm of this paper can therefore be employed.

**Key words.** matrix exponential, Taylor series, ODE, exponential integrator,  $\varphi$  functions, backward error analysis, condition number, overscaling, Krylov method, MATLAB, `expm`

**AMS subject classifications.** 15A60, 65F30

**1. Introduction.** The most popular method for computing the matrix exponential is the scaling and squaring method. For a matrix  $A \in \mathbb{C}^{n \times n}$  it exploits the relation  $e^A = (e^{2^{-i}A})^{2^i} \approx (r_m(2^{-i}A))^{2^i}$ , where  $r_m$  is an  $[m/m]$  Padé approximant of the exponential. The parameters  $m$  and  $i$  can be determined so that truncation errors correspond to a backward error no larger than a specified tolerance (for example, the unit roundoff) [2], [10], [12]. In some applications, notably in the numerical solution of ordinary differential equations (ODEs) and in the approximation of dynamical systems [3, Chap. 4], it is not  $e^A$  that is required but the action of  $e^A$  on a matrix,  $e^A B$ , where  $B \in \mathbb{C}^{n \times n_0}$  with  $n_0 \ll n$ , and often  $n_0 = 1$ , so that  $B$  is a vector. The exponential of a sparse matrix is generally full, so when  $A$  is large and sparse it is not practical to form  $e^A$  and then multiply it into  $B$ . Our first contribution in this work is to derive a new algorithm for computing  $e^A B$  without explicitly forming  $e^A$ . We adapt the scaling and squaring method by computing  $e^A B \approx (T_m(s^{-1}A))^s B$ , where  $T_m$  is a truncated Taylor series rather than a rational approximation (thus avoiding linear system solves) and  $s$  multiplications of  $n \times n$  by  $n \times n_0$  matrices are carried out instead of  $\log_2 s$  squarings of  $n \times n$  matrices. We employ several key ideas:

- (1) Careful choice of the parameters  $m$  and  $s$ , exploiting estimates of  $\|A^p\|^{1/p}$  for several  $p$ , in order to keep the backward error suitably bounded while minimizing

---

\*Version of March 15, 2010.

<sup>†</sup>School of Mathematics, The University of Manchester, Manchester, M13 9PL, UK (almohy@maths.manchester.ac.uk, <http://www.maths.manchester.ac.uk/~almohy>, higham@ma.man.ac.uk, <http://www.ma.man.ac.uk/~higham>). The work of the second author was supported by Engineering and Physical Sciences Research Council grant EP/E050441/1 (CICADA: Centre for Interdisciplinary Computational and Dynamical Analysis).

the computational cost.

- (2) Shifting, and optional balancing, to reduce the norm of  $A$ .
- (3) Premature termination of the truncated Taylor series evaluations.

This basic approach is equivalent to applying a Runge–Kutta or Taylor series method with fixed stepsize to the underlying ODE  $y'(t) = Ay(t)$ ,  $y(0) = B$ , for which  $y(t) = e^{tA}B$ , which is the sixth of Moler and Van Loan’s “19 dubious ways” [18, sec. 4], [27]. However, in (1)–(3) we are fully exploiting the linear nature of the problem in a way that a general purpose ODE integrator cannot. We also adapt our method to compute approximations of  $e^{t_k A}B$ , for  $t_k$  equally spaced on an interval  $[t_0, t_q]$ , in such a way that overscaling is avoided no matter how small the stepsize.

Our second contribution concerns the numerical solution of systems of  $n$  nonlinear ODEs by exponential integrators. These methods integrate the linear part of the system exactly and approximate the nonlinear part, making use of a set of  $\varphi$  functions closely related to the exponential, evaluated at an  $n \times n$  matrix. We show that these methods can be implemented by evaluating a single exponential of an augmented matrix of order  $n + p$ , where  $p - 1$  is the degree of the polynomial used to approximate the nonlinear part of the system, thus avoiding the need to compute any  $\varphi$  functions. In fact, on each integration step the integrator is shown to produce the exact solution of an augmented linear system of ODEs of dimension  $n + p$ . The replacement of  $\varphi$  functions with the exponential is important because algorithms for the  $\varphi$  functions are much less well developed (though see [16], [23], for example) than those for the exponential itself.

The organization of the paper is as follows. In the next section we derive a theorem that shows how to rewrite linear combinations of  $\varphi$  functions of the form required in exponential integrators in terms of a single exponential of a slightly larger matrix. In Section 3 we derive our algorithm for computing  $e^A B$  and discuss preprocessing to increase its efficiency. Analysis of the behavior of the algorithm in floating point arithmetic is given in Section 4, where a condition number for the  $e^A B$  problem is derived. We extend the algorithm in Section 5 to compute  $e^{tA} B$  on an equally spaced grid of  $t$  values, in such a way that the phenomenon of overscaling that has previously afflicted the scaling and squaring method is avoided. Detailed numerical experiments are given in Section 6, including comparison with two Krylov-based codes. We finish with a discussion in Section 7 that weighs the pros and cons of the new method against Krylov methods.

**2. Exponential integrators: avoiding the  $\varphi$  functions.** Exponential integrators are a class of time integration methods for solving initial value problems written in the form

$$(2.1) \quad u'(t) = Au(t) + g(t, u(t)), \quad u(t_0) = u_0, \quad t \geq t_0,$$

where  $u(t) \in \mathbb{C}^n$ ,  $A \in \mathbb{C}^{n \times n}$ , and  $g$  is a nonlinear function. Spatial semidiscretization of partial differential equations (PDEs) leads to systems in this form. The matrix  $A$  usually represents the Jacobian of a certain function or an approximation of it, and it is usually large and sparse. The solution of (2.1) satisfies the nonlinear integral equation

$$(2.2) \quad u(t) = e^{(t-t_0)A}u_0 + \int_{t_0}^t e^{(t-\tau)A}g(\tau, u(\tau)) d\tau.$$

By expanding  $g$  in a Taylor series about  $t_0$ , the solution can be written as [17, Lem. 5.1]

$$(2.3) \quad u(t) = e^{(t-t_0)A}u_0 + \sum_{k=1}^{\infty} \varphi_k((t-t_0)A)(t-t_0)^k u_k,$$

where

$$u_k = \frac{d^{k-1}}{dt^{k-1}}g(t, u(t)) \Big|_{t=t_0}, \quad \varphi_k(z) = \frac{1}{(k-1)!} \int_0^1 e^{(1-\theta)z} \theta^{k-1} d\theta, \quad k \geq 1.$$

By suitably truncating the series in (2.3), we obtain the approximation

$$(2.4) \quad u(t) \approx \hat{u}(t) = e^{(t-t_0)A}u_0 + \sum_{k=1}^p \varphi_k((t-t_0)A)(t-t_0)^k u_k.$$

The functions  $\varphi_\ell(z)$  satisfy the recurrence relation

$$\varphi_\ell(z) = z\varphi_{\ell+1}(z) + \frac{1}{\ell!}, \quad \varphi_0(z) = e^z,$$

and have the Taylor expansion

$$(2.5) \quad \varphi_\ell(z) = \sum_{k=0}^{\infty} \frac{z^k}{(k+\ell)!}.$$

A wide class of exponential integrator methods is obtained by employing suitable approximations to the vectors  $u_k$  in (2.4), and further methods can be obtained by the use of different approximations to  $g$  in (2.2). See Hochbruck and Ostermann [15] for a survey of the state of the art in exponential integrators.

We will show that the right-hand side of (2.4) can be represented in terms of the *single* exponential of an  $(n+p) \times (n+p)$  matrix, with no need to explicitly evaluate  $\varphi$  functions. The following theorem is our key result. In fact we will only need the special case of the theorem with  $\ell = 0$ .

**THEOREM 2.1.** *Let  $A \in \mathbb{C}^{n \times n}$ ,  $W = [w_1, w_2, \dots, w_p] \in \mathbb{C}^{n \times p}$ ,  $\tau \in \mathbb{C}$ , and*

$$(2.6) \quad \tilde{A} = \begin{bmatrix} A & W \\ 0 & J \end{bmatrix} \in \mathbb{C}^{(n+p) \times (n+p)}, \quad J = \begin{bmatrix} 0 & I_{p-1} \\ 0 & 0 \end{bmatrix} \in \mathbb{C}^{p \times p}.$$

*Then for  $X = \varphi_\ell(\tau \tilde{A})$  with  $\ell \geq 0$  we have*

$$(2.7) \quad X(1:n, n+j) = \sum_{k=1}^j \tau^k \varphi_{\ell+k}(\tau A) w_{j-k+1}, \quad j = 1:p.$$

*Proof.* It is easy to show that, for  $k \geq 0$ ,

$$(2.8) \quad \tilde{A}^k = \begin{bmatrix} A^k & M_k \\ 0 & J^k \end{bmatrix},$$

where  $M_k = A^{k-1}W + M_{k-1}J$  and  $M_1 = W$ ,  $M_0 = 0$ . For  $1 \leq j \leq p$  we have  $WJ(:, j) = w_{j-1}$  and  $JJ(:, j) = J(:, j-1)$ , where we define both right-hand sides to

be zero when  $j = 1$ . Thus

$$\begin{aligned} M_k(:, j) &= A^{k-1}w_j + (A^{k-2}W + M_{k-2}J)J(:, j) \\ &= A^{k-1}w_j + A^{k-2}w_{j-1} + M_{k-2}J(:, j-1) \\ &= \dots = \sum_{i=1}^{\min(k,j)} A^{k-i}w_{j-i+1}. \end{aligned}$$

We will write  $M_k(:, j) = \sum_{i=1}^j A^{k-i}w_{j-i+1}$  on the understanding that when  $k < j$  we set to zero the terms in the summation where  $i > k$  (i.e., those terms with a negative power of  $A$ ). From (2.5) and (2.8) we see that the (1,2) block of  $X = \varphi_\ell(\tau\tilde{A})$  is

$$X(1 : n, n+1 : n+p) = \sum_{k=1}^{\infty} \frac{\tau^k M_k}{(k+\ell)!}.$$

Therefore, the  $(n+j)$ th column of  $X$  is given by

$$\begin{aligned} X(1 : n, n+j) &= \sum_{k=1}^{\infty} \frac{\tau^k M_k(:, j)}{(k+\ell)!} = \sum_{k=1}^{\infty} \frac{1}{(k+\ell)!} \left( \sum_{i=1}^j \tau^i (\tau A)^{k-i} w_{j-i+1} \right) \\ &= \sum_{i=1}^j \tau^i \left( \sum_{k=1}^{\infty} \frac{(\tau A)^{k-i}}{(k+\ell)!} \right) w_{j-i+1} \\ &= \sum_{i=1}^j \tau^i \left( \sum_{k=0}^{\infty} \frac{(\tau A)^k}{(\ell+k+i)!} \right) w_{j-i+1} = \sum_{i=1}^j \tau^i \varphi_{\ell+i}(\tau A) w_{j-i+1}. \quad \square \end{aligned}$$

With  $\tau = 1$ ,  $j = p$ , and  $\ell = 0$ , Theorem 2.1 shows that, for arbitrary vectors  $w_k$ , the sum of matrix-vector products  $\sum_{k=1}^p \varphi_k(A)w_{j-k+1}$  can be obtained from the last column of the exponential of a matrix of dimension  $n+p$ . A special case of the theorem is worth noting. On taking  $\ell = 0$  and  $W = [c \ 0] \in \mathbb{C}^{n \times p}$ , where  $c \in \mathbb{C}^n$ , we obtain  $X(1:n, n+j) = \tau^j \varphi_j(\tau A)c$ , which is a relation useful for Krylov methods that was derived by Sidje [22, Thm. 1]. This in turn generalizes the expression

$$\exp \left( \begin{bmatrix} A & c \\ 0 & 0 \end{bmatrix} \right) = \begin{bmatrix} e^A & \varphi_1(A)c \\ 0 & I \end{bmatrix}$$

obtained by Saad [21, Prop. 1].

We now use the theorem to obtain an expression for (2.4) involving only the matrix exponential. Let  $W(:, p-k+1) = u_k$ ,  $k = 1:p$ , form the matrix  $\tilde{A}$  in (2.6), and set  $\ell = 0$  and  $\tau = t - t_0$ . Then

$$(2.9) \quad X = \varphi_0((t-t_0)\tilde{A}) = e^{(t-t_0)\tilde{A}} = \begin{bmatrix} e^{(t-t_0)A} & X_{12} \\ 0 & e^{(t-t_0)J} \end{bmatrix},$$

where the columns of  $X_{12}$  are given by (2.7), and, in particular, the last column of  $X_{12}$  is

$$X(1 : n, n+p) = \sum_{k=1}^p \varphi_k((t-t_0)A)(t-t_0)^k u_k.$$

Hence, by (2.4) and (2.9),

$$\begin{aligned}
\widehat{u}(t) &= e^{(t-t_0)A}u_0 + \sum_{k=1}^p \varphi_k((t-t_0)A)(t-t_0)^k u_k \\
&= e^{(t-t_0)A}u_0 + X(1:n, n+p) \\
(2.10) \quad &= \begin{bmatrix} I_n & 0 \end{bmatrix} e^{(t-t_0)\tilde{A}} \begin{bmatrix} u_0 \\ e_p \end{bmatrix}.
\end{aligned}$$

Thus we are approximating the nonlinear system (2.1) by a subspace of a slightly larger linear system

$$y'(t) = \tilde{A}y(t), \quad y(t_0) = \begin{bmatrix} u_0 \\ e_p \end{bmatrix}.$$

To evaluate (2.10) we need to compute the action of the matrix exponential on a vector. We focus on this problem in the rest of the paper.

An important practical matter concerns the scaling of  $\tilde{A}$ . If we replace  $W$  by  $\eta W$  we see from (2.7) that the only effect on  $X = e^{\tilde{A}}$  is to replace  $X(1:n, n+1:n+p)$  by  $\eta X(1:n, n+1:n+p)$ . This linear relationship can also be seen using properties of the Fréchet derivative [11, Thm. 4.12]. For methods employing a scaling and squaring strategy a large  $\|W\|$  can cause overscaling, resulting in numerical instability. To avoid overscaling a suitable normalization of  $W$  is necessary. In the 1-norm we have

$$\|A\|_1 \leq \|\tilde{A}\|_1 \leq \max(\|A\|_1, \eta\|W\|_1 + 1),$$

since  $\|J\|_1 = 1$ . We choose  $\eta = 2^{-\lceil \log_2(\|W\|_1) \rceil}$ , which is defined as a power of 2 to avoid the introduction of rounding errors. The variant of the expression (2.10) that we should evaluate is

$$(2.11) \quad \widehat{u}(t) = \begin{bmatrix} I_n & 0 \end{bmatrix} \exp\left((t-t_0) \begin{bmatrix} A & \eta W \\ 0 & J \end{bmatrix}\right) \begin{bmatrix} u_0 \\ \eta^{-1}e_p \end{bmatrix}.$$

Experiment 8 in Section 6 illustrates the importance of normalizing  $W$ .

**3. Computing  $e^A B$ .** Let  $r_m$  be a rational approximation to the exponential function, which we assume to be good near the origin, and let  $A \in \mathbb{C}^{n \times n}$  and  $B \in \mathbb{C}^{n \times n_0}$  with  $n_0 \ll n$ . Choose an integer  $s \geq 1$  so that  $e^{s^{-1}A}$  is well-approximated by  $r_m(s^{-1}A)$ . Exploiting the relation

$$(3.1) \quad e^A B = (e^{s^{-1}A})^s B = \underbrace{e^{s^{-1}A} e^{s^{-1}A} \dots e^{s^{-1}A}}_{s \text{ times}} B,$$

the recurrence

$$(3.2) \quad B_{i+1} = r_m(s^{-1}A)B_i, \quad i = 0:s-1, \quad B_0 = B$$

yields the approximation  $B_s \approx e^A B$ . Since  $A$  is possibly large and sparse and we wish to assume only the capability to evaluate matrix products with  $A$ , we choose for  $r_m$  a truncated Taylor series

$$(3.3) \quad T_m(s^{-1}A) = \sum_{j=0}^m \frac{(s^{-1}A)^j}{j!}.$$

Note that throughout the paper, “matrix product” refers to the product of an  $n \times n$  matrix with an  $n \times n_0$  matrix, and this reduces to a matrix–vector product when  $n_0 = 1$ . We will exploit the backward error analysis of Higham [10], [12], as refined by Al-Mohy and Higham [2], for determining the scaling parameter  $s$  for a given  $m$ . Let

$$\Omega_m = \{ X \in \mathbb{C}^{n \times n} : \rho(e^{-X} T_m(X) - I) < 1 \},$$

where  $\rho$  is the spectral radius. Then the function

$$(3.4) \quad h_{m+1}(X) = \log(e^{-X} T_m(X))$$

is defined for  $X \in \Omega_m$ , where  $\log$  denotes the principal logarithm [11, Thm. 1.31], and it commutes with  $X$ . Hence for  $X \in \Omega_m$  we have  $T_m(X) = e^{X+h_{m+1}(X)}$ . Now choose  $s$  so that  $s^{-1}A \in \Omega_m$ . Then

$$(3.5) \quad T_m(s^{-1}A)^s = e^{A+sh_{m+1}(s^{-1}A)} =: e^{A+\Delta A},$$

where the matrix  $\Delta A = sh_{m+1}(s^{-1}A)$  represents the backward error resulting from the truncation errors in approximating  $e^A$  by  $T_m(s^{-1}A)^s$ . Over  $\Omega_m$ , the functions  $h_{m+1}$  have a power series expansion

$$h_{m+1}(X) = \sum_{k=m+1}^{\infty} c_k X^k.$$

We want to ensure that

$$\frac{\|\Delta A\|}{\|A\|} = \frac{\|h_{m+1}(s^{-1}A)\|}{\|s^{-1}A\|} \leq \text{tol},$$

for any matrix norm and a given tolerance,  $\text{tol}$ . By [2, Thm. 4.2(a)] we have

$$(3.6) \quad \frac{\|\Delta A\|}{\|A\|} = \frac{\|h_{m+1}(s^{-1}A)\|}{\|s^{-1}A\|} \leq \frac{\tilde{h}_{m+1}(s^{-1}\alpha_p(A))}{s^{-1}\alpha_p(A)},$$

where  $\tilde{h}_{m+1}(x) = \sum_{k=m+1}^{\infty} |c_k| x^k$  and

$$(3.7) \quad \alpha_p(A) = \max(d_p, d_{p+1}), \quad d_p = \|A^p\|^{1/p},$$

with  $p$  arbitrary subject to  $m+1 \geq p(p-1)$ . The reason for working with  $\alpha_p(A)$  instead of  $\|A\|$  is that  $\alpha_p(A) \ll \|A\|$  is possible for nonnormal  $A$ , so (3.6) is sharper than the bound  $\tilde{h}_{m+1}(s^{-1}\|A\|)/(s^{-1}\|A\|)$ . For example, consider

$$(3.8) \quad A = \begin{bmatrix} 1 & a \\ 0 & -1 \end{bmatrix}, \quad |a| \gg 1, \quad \|A^{2k}\|_1 = 1, \quad \|A^{2k+1}\|_1 = 1 + |a|,$$

for which  $d_j = \|A^j\|_1^{1/j} \ll \|A\|_1$  for  $j \geq 2$ .

Define

$$(3.9) \quad \theta_m = \max\{ \theta : \tilde{h}_{m+1}(\theta)/\theta \leq \text{tol} \}.$$

Then for any  $m$  and  $p$  with  $m+1 \geq p(p-1)$  we have  $\|\Delta A\| \leq \text{tol}\|A\|$  provided that  $s \geq 1$  is chosen so that  $s^{-1}\alpha_p(A) \leq \theta_m$ . For each  $m$ , the optimal value of the integer  $s$  is given by  $s = \max(\lceil \alpha_p(A)/\theta_m \rceil, 1)$ .

The computational cost of evaluating  $B_s \approx e^A B$  by the recurrence (3.2) with  $r_m = T_m$  is  $C_m(A)$  products of an  $n \times n$  matrix with an  $n \times n_0$  matrix, where

$$(3.10) \quad C_m(A) := sm = m \max(\lceil \alpha_p(A)/\theta_m \rceil, 1)$$

and  $n_0$  is the number of columns of  $B$ . Here, we are assuming that (3.2) is evaluated by explicit formation of the matrices  $A^k B_i$  [11, Alg. 4.3].

Note that this approach, based on the recurrence (3.2), is related to the scaling and squaring method for computing  $e^A$  in that it shares the same form of approximation and backward error analysis, but it does not exploit repeated squaring in the final phase. In the case where  $s = 2^k$  and  $n_0 = 1$ , (3.2) employs  $2^k m$  matrix–vector products whereas the scaling and squaring method uses  $k$  matrix–matrix products in the squaring phase.

The sequence  $\{C_m(A)\}$  is found to be generally decreasing, though it is not necessarily monotonic. Indeed the sequence  $\{\alpha_p(A)\}$  has a generally nonincreasing trend for any  $A$ , and with  $\text{tol}$  in (3.9) corresponding to single or double precision we find that  $\{m/\theta_m\}$  is strictly decreasing. Thus the larger is  $m$ , the less the cost. However, a large value of  $m$  is generally unsuitable in floating point arithmetic because it leads to the evaluation of  $T_m(A)B$  with a large  $\|A\|$ , and as the analysis in the next section explains, numerical instability may result. Thus we impose a limit  $m_{\max}$  on  $m$  and obtain the minimizer  $m_*$  over all  $p$  such that  $p(p-1) \leq m_{\max} + 1$ . For the moment we drop the  $\max$  in (3.10), whose purpose is simply to cater for nilpotent  $A$  with  $A^j = 0$  for  $j \geq p$ . Thus we have

$$C_m(A) = m \lceil \alpha_p(A)/\theta_m \rceil.$$

Note that  $d_1 \geq d_k$  in (3.7) for all  $k \geq 1$  and so  $\alpha_1(A) \geq \alpha_2(A)$ . Hence we do not need to consider  $p = 1$ . Let  $p_{\max}$  denote the largest positive integer  $p$  such that  $p(p-1) \leq m_{\max} + 1$ . Then the optimal cost is

$$(3.11) \quad C_{m_*}(A) = \min \{ m \lceil \alpha_p(A)/\theta_m \rceil : 2 \leq p \leq p_{\max}, p(p-1) - 1 \leq m \leq m_{\max} \},$$

where  $m_*$  denotes the smallest value of  $m$  at which the minimum is attained. The optimal scaling parameter is  $s = C_{m_*}(A)/m_*$ , by (3.10). Our experience indicates that  $p_{\max} = 8$  and  $m_{\max} = 55$  are appropriate choices. The above error and cost analysis are valid for any matrix norm, but it is most convenient to use the 1-norm. As we did in [2], we will use the block 1-norm estimation algorithm of Higham and Tisseur [14] to approximate the quantities  $d_p = \|A^p\|_1^{1/p}$  needed to evaluate  $\alpha_p(A)$ . This algorithm estimates  $\|G\|_1$  via about  $2\ell$  actions of  $G$  and  $2\ell$  actions of  $G^*$ , all on matrices of  $\ell$  columns, where the positive integer  $\ell$  is a parameter that we set to 2. Therefore computing  $\alpha_p(A)$  for  $p = 2:p_{\max}$ , and thus  $d_p$  for  $p = 2:p_{\max} + 1$ , costs approximately

$$(3.12) \quad 4\ell \sum_{p=2}^{p_{\max}+1} p = 2\ell p_{\max}(p_{\max} + 3)$$

matrix products. If

$$(3.13) \quad \|A\|_1 \leq 2\ell \frac{\theta_{m_{\max}}}{m_{\max}} p_{\max}(p_{\max} + 3)$$

then the cost  $m_{\max} \|A\|_1 / \theta_{m_{\max}}$  of evaluating  $B_s$  with  $m$  determined by using  $\|A\|_1$  in place of  $\alpha_p(A)$  in (3.10) is no larger than the cost (3.12) of computing the  $\alpha_p(A)$ , and



TABLE 3.1  
Selected constants  $\theta_m$  for  $\text{tol} = 2^{-24}$  (single precision) and  $\text{tol} = 2^{-53}$  (double).

| $m$    | 5      | 10     | 15     | 20    | 25    | 30    | 35    | 40    | 45    | 50    | 55    |
|--------|--------|--------|--------|-------|-------|-------|-------|-------|-------|-------|-------|
| single | 1.3e-1 | 1.0e0  | 2.2e0  | 3.6e0 | 4.9e0 | 6.3e0 | 7.7e0 | 9.1e0 | 1.1e1 | 1.2e1 | 1.3e1 |
| double | 2.4e-3 | 1.4e-1 | 6.4e-1 | 1.4e0 | 2.4e0 | 3.5e0 | 4.7e0 | 6.0e0 | 7.2e0 | 8.5e0 | 9.9e0 |

so we should certainly use  $\|A\|_1$  in place of the  $\alpha_p(A)$ . This observation leads to a significant reduction in cost for some matrices. See Experiments 1 and 2 in Section 6 for examples where (3.13) is satisfied. Thus  $m$  and  $s$  are determined as follows.

CODE FRAGMENT 3.1 ( $[m_*, s] = \text{parameters}(A)$ ). *This code determines  $m_*$  and  $s$  given  $A$ ,  $m_{\max}$ , and  $p_{\max}$ .*

```

1 if (3.13) is satisfied
2    $m_* = \text{argmin}_{1 \leq m \leq m_{\max}} m \lceil \|A\|_1 / \theta_m \rceil$ 
3    $s = \lceil \|A\|_1 / \theta_{m_*} \rceil$ 
4 else
5   Let  $m_*$  be the smallest  $m$  achieving the minimum in (3.11).
6    $s = \max(C_{m_*}(A) / m_*, 1)$ 
7 end
```

If we wish to exponentiate the matrix  $tA$  for several values of  $t$  then, since  $\alpha_p(tA) = |t|\alpha_p(A)$ , we can precompute the matrix  $S \in \mathbb{R}^{(p_{\max}-1) \times m_{\max}}$  given by

$$(3.14) \quad s_{pm} = \begin{cases} \frac{\alpha_p(A)}{\theta_m}, & 2 \leq p \leq p_{\max}, \quad p(p-1) - 1 \leq m \leq m_{\max}, \\ 0, & \text{otherwise} \end{cases}$$

and then for each  $t$  obtain  $C_{m_*}(tA)$  as the smallest nonzero element in the matrix  $\lceil |t|S \rceil \text{diag}(1, 2, \dots, m_{\max})$ , where  $m_*$  is the column index of the smallest element. Table 3.1 lists some of the  $\theta_m$  values corresponding to  $u_s = \text{tol} = 2^{-24} \approx 6.0 \times 10^{-8}$  (single precision) and  $u_d = \text{tol} = 2^{-53} \approx 1.1 \times 10^{-16}$  (double precision). These values were determined as described in [13, App.].

**3.1. Preprocessing and termination criterion.** Further reduction of the scaling parameter  $s$  can be achieved by choosing an appropriate point about which to expand the Taylor series of the exponential function. For any  $\mu \in \mathbb{C}$ , both the series  $\sum_{k=0}^{\infty} A^k/k!$  and  $e^{\mu} \sum_{k=0}^{\infty} (A - \mu I)^k/k!$  yield  $e^A$ , but the convergence of the second can be faster if  $\mu$  is selected so that  $\|A - \mu I\| \leq \|A\|$ . Two different ways to approximate  $e^A$  via the matrix  $A - \mu I$  are from the expressions

$$e^{\mu} [T_m(s^{-1}(A - \mu I))]^s, \quad [e^{\mu/s} T_m(s^{-1}(A - \mu I))]^s.$$

These two expressions are not equivalent numerically. The first is prone to overflow when  $A$  has an eigenvalue with large negative real part [11, sec. 10.7.3], since it explicitly approximates  $e^{A - \mu I}$ . The second expression avoids this problem and is therefore preferred.

Since we will base our algorithm on the 1-norm, the most natural choice of  $\mu$  is the one that minimizes  $\|A - \mu I\|_1$ , for which an explicit expression is given in [11, Thm. 4.21]. However, it is the values  $d_p(A) = \|A^p\|_1^{1/p}$  in (3.7), not  $\|A\|_1$ , that govern the construction of our approximation, and choosing the shift to minimize  $\|A - \mu I\|_1$  does not necessarily produce the smallest values of  $d_p(A - \mu I)$ . Indeed we have found empirically that the shift that minimizes the Frobenius norm  $\|A - \mu I\|_F$ ,

namely  $\mu = \text{trace}(A)/n$ , leads to smaller values of the  $d_p$  for the 1-norm. A partial explanation follows from the observation that if  $A = QTQ^*$  is a Schur decomposition then  $(A - \mu I)^p = Q(T - \mu I)^p Q^*$ . Hence if  $A - \mu I$  has zero trace then  $T - \mu I$  has diagonal elements with both positive and negative real parts, and this tends to result in cancellation of any large off-diagonal elements when the matrix is powered, as illustrated by (3.8).

Importantly, incorporating shifts does not vitiate the backward error analysis above: if we choose  $m_*$  based on the  $\alpha_p(A - \mu I)$  values, the same backward error bounds can be shown to hold.

Another way to reduce the norm is by balancing. Balancing is a heuristic that attempts to equalize the norms of the  $i$ th row and  $i$ th column of  $A$ , for each  $i$ , by a diagonal similarity transformation,  $\tilde{A} = D^{-1}AD$ . The balancing algorithm available in LAPACK and MATLAB uses the 1-norm and also attempts to permute the matrix to block upper triangular form, something that is important for the eigenvalue problem but not relevant to the computation of  $e^A B$ . With balancing, we compute  $e^A B = D e^{\tilde{A}} D^{-1} B$ . There is no guarantee that  $\|\tilde{A}\|_1 < \|A\|_1$ , or that the  $\alpha_p(A)$  values are reduced; we would certainly not use balancing if  $\|\tilde{A}\|_1 > \|A\|_1$ . Balancing affects the backward error analysis: the best backward error bound for  $A$  involves an extra factor  $\kappa(D)$ , though in practice this factor is not seen (see Experiment 1 in Section 6). In the context of the eigenvalue problem it is known that balancing can seriously degrade accuracy in special cases [26]. We regard balancing as an option to be used with care and not always to be automatically applied.

The derivation of the  $\theta_m$  takes no account of the matrix  $B$ , so our choice of  $m$  is likely to be larger than necessary for some  $B$ . We know that our procedure returns  $e^{A+\Delta A} B$  with normwise relative backward error  $\|\Delta A\|/\|A\| \leq \text{tol}$ . We now consider truncating the evaluation of  $T_m(A)B_i$  in (3.2), and in so doing allow a normwise relative forward error of at most  $\text{tol}$  to be introduced. With  $A$  denoting the scaled and shifted matrix, we will accept  $T_k(A)B_i$  for the first  $k$  such that

$$(3.15) \quad \frac{\|A^{k-1}B_i\|}{(k-1)!} + \frac{\|A^k B_i\|}{k!} \leq \text{tol} \|T_k(A)B_i\|.$$

The left-hand side of (3.15) is meant to approximate the norm of the tail of the series,  $\sum_{j=k+1}^m A^j B_i / j!$ . Taking two terms rather than one better captures the behavior of the tail, as illustrated by (3.8); we have found empirically that two terms gives reliable performance.

Our algorithm for computing  $e^{tA} B$ , where the scalar parameter  $t$  is now included for convenience, is summarized as follows. The algorithm is intended for use with  $\text{tol} = u_s$  or  $\text{tol} = u_d$ , for which we know the corresponding  $\theta_m$  values (see Table 3.1). However, it is straightforward to determine (once and for all) the  $\theta_m$  corresponding to any other value of  $\text{tol}$ .

**ALGORITHM 3.2** ( $F = \mathbf{F}(t, A, B, \text{balance})$ ). *Given  $A \in \mathbb{C}^{n \times n}$ ,  $B \in \mathbb{C}^{n \times n_0}$ ,  $t \in \mathbb{C}$ , and a tolerance  $\text{tol}$ , this algorithm produces an approximation  $F \approx e^{tA} B$ . The logical variable  $\text{balance}$  indicates whether or not to apply balancing.*

- 1 if  $\text{balance}$
- 2     $\tilde{A} = D^{-1}AD$
- 3    if  $\|\tilde{A}\|_1 < \|A\|_1$ ,  $A = \tilde{A}$ ,  $B = D^{-1}B$ , else  $\text{balance} = \text{false}$ , end
- 4 end
- 5  $\mu = \text{trace}(A)/n$
- 6  $A = A - \mu I$

```

7 if  $t\|A\|_1 = 0$ ,  $m_* = 0$ ,  $s = 1$ , goto 9, end  % The case  $tA = 0$ .
8  $[m_*, s] = \text{parameters}(tA)$  % Code Fragment 3.1
9  $F = B$ ,  $\eta = e^{t\mu/s}$ 
10 for  $i = 1:s$ 
11    $c_1 = \|B\|_\infty$ 
12   for  $j = 1:m_*$ 
13      $B = tAB/(sj)$ ,  $c_2 = \|B\|_\infty$ 
14      $F = F + B$ 
15     if  $c_1 + c_2 \leq \text{tol}\|F\|_\infty$ , quit, end
16      $c_1 = c_2$ 
17   end
18    $F = \eta F$ ,  $B = F$ 
19 end
20 if balance,  $F = DF$ , end

```

The cost of the algorithm is determined by the number of matrix products; these products occur at line 13 and in the parameters function.

Note that when  $n_0 > 1$  we could simply invoke Algorithm 3.2  $n_0$  times to compute  $e^A b_j$ ,  $j = 1:n_0$ , which may require fewer flops than a single invocation of  $e^A B$ , since the termination test at line 15 may be satisfied earlier for some  $b_j$  than for  $B$  as whole. The advantage of working with  $B$  is the ability to invoke level 3 BLAS [6] [7], which should lead to faster execution.

**4. Rounding error analysis and conditioning.** To assess the numerical stability of Algorithm 3.2 in floating point arithmetic we analyze the rounding errors in forming the product  $T_m(A)B$ , where  $T_m(A)$  is the truncated Taylor series (3.3). For simplicity we assume that  $A$  does not need scaling (that is,  $s = 1$ ). We then determine the conditioning of the problem and see if our forward error bound reflects the conditioning. We know that  $T_m(A) = e^{A+E}$  with  $\|E\| \leq \text{tol}\|A\|$ . The analysis includes two parameters: the backward error in the approximation of the exponential,  $\text{tol}$ , and the precision of the underlying floating point arithmetic,  $u$ . The norm is the 1-norm or the  $\infty$ -norm.

**LEMMA 4.1.** *Let  $X = T_m(A)B$  be formed as in Algorithm 3.2, but for simplicity ignoring lines 5, 6, and 15, and assume that  $s = 1$  in that algorithm with tolerance  $\text{tol}$ . Then the computed  $\widehat{X}$  in floating point arithmetic with unit roundoff  $u \leq \text{tol}$  satisfies  $\widehat{X} = e^{A+E}B + R$ , where  $\|E\| \leq \text{tol}\|A\|$  and  $\|R\| \leq \tilde{\gamma}_{mn} T_m(\|A\|)\|B\| \leq \tilde{\gamma}_{mn} e^{\|A\|}\|B\|$ .*

*Proof.* Standard error analysis for the evaluation of matrix products [9, sec. 3.5] shows that  $\|X - \widehat{X}\| \leq \tilde{\gamma}_{mn} T_m(\|A\|)\|B\|$ . The analysis in Section 3 shows that  $X = e^{A+E}B$ , with  $\|E\| \leq \text{tol}\|A\|$ . The result follows on using  $T_m(\|A\|) \leq e^{\|A\|}$ .  $\square$

Lemma 4.1 shows that  $\widehat{X}$  satisfies a mixed forward–backward error result where the normwise relative backward error bound is  $\text{tol}$  and the forward error bound is a multiple of  $ue^{\|A\|}\|B\|$ . Since  $\|A\|$  can exceed 1 the forward error bound is potentially large. To judge whether the forward error bound is acceptable we compare it with a perturbation analysis for the problem.

We derive a perturbation result for the product  $X = f(A)B$ , where  $f$  is an arbitrary matrix function and then specialize it to the exponential. We denote by  $L_f(A, \Delta A)$  the Fréchet derivative of  $f$  at  $A$  in the direction  $\Delta A$  [11, sec. 3.1]. Let  $\text{vec}$  denote the operator that stacks the columns of its matrix argument into a long vector. We will use the fact that  $\text{vec}(L_f(A, \Delta A)) = K_f(A)\text{vec}(\Delta A)$ , with  $K_f(A)$  the

$n^2 \times n^2$  Kronecker matrix representation of the Fréchet derivative [11, sec. 3.2]. The following lemma makes no assumption about  $\|A\|$ .

LEMMA 4.2. *Let  $X = f(A)B$  and  $X + \Delta X = f(A + \Delta A)(B + \Delta B)$  both be defined, where  $\|\Delta A\|_F \leq \epsilon\|A\|_F$  and  $\|\Delta B\|_F \leq \epsilon\|B\|_F$ . Then, assuming that  $f$  is Fréchet differentiable at  $A$ ,*

$$(4.1) \quad \frac{\|\Delta X\|_F}{\|X\|_F} \leq \epsilon \left( \frac{\|f(A)\|_2 \|B\|_F}{\|X\|_F} + \frac{\|(B^T \otimes I)K_f(A)\|_2 \|A\|_F}{\|X\|_F} \right) + o(\epsilon),$$

and this bound is attainable to within a factor 2 to first order in  $\epsilon$ .

*Proof.* We have

$$X + \Delta X = (f(A) + L_f(A, \Delta A) + o(\|\Delta A\|_F))(B + \Delta B).$$

Applying the vec operator, and using the fact that  $\text{vec}(UV) = (V^T \otimes I)\text{vec}(U)$ , gives

$$\text{vec}(\Delta X) = \text{vec}(f(A)\Delta B) + (B^T \otimes I)K_f(A)\text{vec}(\Delta A) + o(\epsilon).$$

Taking the 2-norm and exploiting the relation  $\|\text{vec}(X)\|_2 = \|X\|_F$  we have

$$\|\Delta X\|_F \leq \epsilon\|f(A)\|_2 \|B\|_F + \epsilon\|(B^T \otimes I)K_f(A)\|_2 \|A\|_F + o(\epsilon),$$

which is equivalent to (4.1). Since  $\Delta B$  and  $\Delta A$  are arbitrary it is clear that  $\|\Delta X\|_F$  can attain each of the first two terms in the latter bound with only one of  $\Delta B$  and  $\Delta A$  nonzero, and hence the bound is attainable to within a factor 2 to first order.  $\square$

In view of the lemma we can regard

$$(4.2) \quad \kappa_f(A, B) := \frac{\|f(A)\|_2 \|B\|_F}{\|X\|_F} + \frac{\|(B^T \otimes I)K_f(A)\|_2 \|A\|_F}{\|X\|_F}$$

as a condition number for the  $f(A)B$  problem. We can weaken this expression to

$$(4.3) \quad \kappa_f(A, B) \leq \frac{\|f(A)\|_F \|B\|_F}{\|X\|_F} (1 + \kappa_f(A)),$$

where [11, secs. 3.1, 3.4]

$$(4.4) \quad \kappa_f(A) := \frac{\|L_f(A)\|_F \|A\|_F}{\|f(A)\|_F}, \quad \|L_f(A)\|_F := \max_{Z \neq 0} \frac{\|L_f(A, Z)\|_F}{\|Z\|_F} = \|K_f(A)\|_2.$$

Applying (4.3) with  $f$  the exponential gives

$$(4.5) \quad \kappa_{\text{exp}}(A, B) \leq \frac{\|e^A\|_F \|B\|_F}{\|X\|_F} (1 + \kappa_{\text{exp}}(A)).$$

For comparison with Lemma 4.1 we will, for simplicity, replace all norms by the 2-norm, since constant factors are not important. For the condition number in the 2-norm we have [11, Lem. 10.15]

$$(4.6) \quad \|A\|_2 \leq \kappa_{\text{exp}}(A) \leq \frac{e^{\|A\|_2} \|A\|_2}{\|e^A\|_2},$$

with equality in the lower bound for normal  $A$  [11, Lem. 10.16], [25]. So for normal  $A$ , the normwise relative forward error bound for  $\|R\|_2/\|X\|_2$  from Lemma 4.1 exceeds  $\kappa_{\text{exp}}(A, B)u$  by about  $e^{\|A\|_2}/(\|e^A\|_2(1 + \|A\|_2))$ , which ranges between  $1/(1 + \|A\|_2)$  and  $e^{2\|A\|_2}/(1 + \|A\|_2)$ . However, if  $\kappa_{\text{exp}}(A)$  is close to its upper bound in (4.6) then the forward error bound from Lemma 4.1 is smaller than the bound for  $\kappa_{\text{exp}}(A, B)$  in (4.5) by a factor  $\|A\|_2$ .

The conclusion from this analysis is that it is desirable to keep  $\|A\|$  small in order for Algorithm 3.2 to reflect the conditioning of the problem, but that a large  $\|A\|$  does not necessarily imply numerical instability for nonnormal  $A$ .

**5. Computing  $e^{tA}B$  over a time interval.** In practice, it may be required to evaluate  $e^{tA}B$  for several values of  $t$  belonging to a time interval  $[t_0, t_q]$ . Suppose that  $q$  equally spaced steps are to be taken. Denote the grid points by  $t_k = t_0 + kh$ ,  $k = 0:q$ , where  $h = (t_q - t_0)/q$ . If  $e^{t_0A}B$  is available and Algorithm 3.2, applied to  $e^{(t_q - t_0)A}$ , selects a scaling parameter  $s$  equal to  $q$ , then the algorithm automatically generates the required matrices as intermediate quantities, as is clear from (3.1). In general, though, we need an efficient strategy for computing these matrices. The most obvious way to evaluate  $B_k = e^{t_kA}B$ ,  $k = 0:q$ , is directly from the formula, using Algorithm 3.2. However, since the cost of the algorithm is proportional to  $\alpha_p(tA) = |t|\alpha_p(A)$ , it is more efficient if we reduce each  $t_k$  by  $t_0$  by forming  $B_0 = e^{t_0A}B$  and then (recall that  $\mathbf{F}$  denotes an invocation of Algorithm 3.2)

$$(5.1) \quad B_k = \mathbf{F}(kh, A, B_0), \quad k = 1:q.$$

A further reduction in cost accrues if we obtain each  $B_k$  from the preceding one:

$$(5.2) \quad B_k = \mathbf{F}(h, A, B_{k-1}), \quad k = 1:q.$$

In deciding on the best approach we need to consider the effects of rounding errors. We know that the scaling and squaring method for  $e^A$  can suffer from overscaling, which occurs when the initial scaling  $A \leftarrow 2^{-i}A$  reduces  $\|A\|$  by more than is necessary to achieve the required accuracy and the resulting extra squarings degrade the accuracy due to propagation of rounding errors in the squaring phase [2]. The same danger applies here, but now overscaling can be caused by a too-small stepsize  $h$ . The danger is illustrated by the example of computing  $(1 + x/100)^{100}$  when  $x$  is so small that  $e^x \approx 1 + x$  is a good enough approximation; the former expression is clearly much more seriously affected by rounding errors. The gist of the matter is that (5.2) computes  $B_2 = e^{2hA}B_0$  (for example) as  $B_2 = e^{hA}(e^{hA}B_0)$  yet it might be that  $2hA$  needs no scaling (i.e., Algorithm 3.2 chooses  $s = 1$  when applied to  $2hA$ ), so that  $B_2$  and  $B_1$  are obtained at exactly the same cost from (5.1) as from (5.2). Although these two ways of obtaining  $B_2$  are equivalent in exact arithmetic, in floating point arithmetic the formula  $B_2 = e^{hA}(e^{hA}B_0)$  is more likely to suffer from overscaling.

The following algorithm reduces the chance of overscaling with no cost penalty. It uses the direct formula (5.1) whenever it can do so without increasing the cost (that is, without scaling), but uses (5.2) when (5.1) requires scaling and (5.2) does not.

CODE FRAGMENT 5.1. *This algorithm computes  $B_k = e^{t_kA}B$  for  $k = 0:q$ , where  $t_k = t_0 + kh$  and  $h = (t_q - t_0)/q$ , for the case where  $q > s_*$ , where  $s_*$  is the value determined by Algorithm 3.2 applied to  $(t_q - t_0)A$ .*

- 1  $s = s_*$
- 2  $d = \lfloor q/s \rfloor$ ,  $j = \lfloor q/d \rfloor$ ,  $r = q - dj$
- 3  $h = (t_q - t_0)/q$

```

4  Z = F(t0, A, B)  % B0
5   $\tilde{d} = d$ 
6  for i = 1:j + 1
7    if i > j,  $\tilde{d} = r$ , end
8    for k = 1: $\tilde{d}$ 
9      Bk+(i-1)d = F(kh, A, Z)
10   end
11   if i ≤ j, Z = Bid, end
12 end

```

Note that the same parameter  $s$ , namely  $s = 1$ , is used on each invocation of Algorithm 3.2 on line 9 of Code Fragment 5.1. Some useful computational savings are possible in line 9 by saving and re-using matrix products. We have

$$(5.3) \quad T_m(kh, A, Z) = \sum_{\ell=0}^m \frac{(khA)^\ell Z}{\ell!} = \underbrace{\begin{bmatrix} Z & (hA)Z & \dots & \frac{1}{m!}(hA)^m Z \end{bmatrix}}_{K_m} \begin{bmatrix} 1 \\ k \\ \vdots \\ k^m \end{bmatrix}.$$

When invoked at line 9 of Code Fragment 5.1, Algorithm 3.2 generally increases the value of  $m_*$  as  $k$  increases until  $m_*$  reaches its maximal value (not necessarily  $m_{\max}$ ) at  $k = \tilde{d}$ . It would be enough to form the matrix  $K_m$  for the maximal value of  $m$  and reuse it for the smaller values of  $k$ . However, this would destroy the computational saving obtained from the stopping test that Algorithm 3.2 uses. Instead, we will build up the required block columns of  $K_m$  gradually during the computation by using the stopping test.

With the aid of Code Fragment 5.1 and Algorithm 3.2, we can write the final algorithm. We will use the notation  $X_{:,j}$  to denote the  $j$ th block column of the  $n \times n_0(q+1)$  matrix  $X$  partitioned into  $n \times n_0$  blocks; if  $n_0 = 1$  (so that  $B$  is a vector) then  $X_{:,j} = X(:, j)$  in the usual notation.

**ALGORITHM 5.2.** *Given  $A \in \mathbb{C}^{n \times n}$ ,  $B \in \mathbb{C}^{n \times n_0}$ , and a tolerance  $\text{tol}$ , this algorithm computes a matrix  $X \in \mathbb{C}^{n \times n_0(q+1)}$  such that  $X_{:,k+1} \approx e^{t_k A} B$ ,  $k = 0:q$ , where  $t_k = t_0 + kh$  and  $h = (t_q - t_0)/q$ . The logical variable *balance* indicates whether or not to apply balancing.*

```

1  if balance
2     $\tilde{A} = D^{-1}AD$ 
3    if  $\|\tilde{A}\|_1 < \|A\|_1$ ,  $A = \tilde{A}$ ,  $B = D^{-1}B$ , else balance = false, end
4  end
5   $\mu = \text{trace}(A)/n$ 
6   $[m_*, s] = \text{parameters}((t_q - t_0)(A - \mu I))$ 
7   $X_{:,1} = \mathbf{F}(t_0, A, B, \text{false})$ 
8  if  $q \leq s$ 
9    for k = 1:q
10      $X_{:,k+1} = \mathbf{F}(h, A, X_{:,k}, \text{false})$ 
11   end
12   if balancing was used,  $X = DX$ , end
13   quit
14 end
15  $A = A - \mu I$ 
16  $d = \lfloor q/s \rfloor$ ,  $j = \lfloor q/d \rfloor$ ,  $r = q - dj$ ,  $\tilde{d} = d$ 

```

```

17 Compute  $C_{m_*}(dA)$  from (3.11).
18  $Z = X(:, 1)$ 
19 for  $i = 1:j+1$ 
20   if  $i > j$ ,  $\tilde{d} = r$ , end
21    $K_{:,1} = Z$ ,  $\hat{m} = 0$ 
22   for  $k = 1:\tilde{d}$ 
23      $F = Z$ ,  $c_1 = \|Z\|_\infty$ 
24     for  $p = 1:m_*$ 
25       if  $p > \hat{m}$ 
26          $K_{:,p+1} = hAK_{:,p}/p$  % Form  $K_{:,p+1}$  if not already formed.
27       end
28        $F = F + k^p K_{:,p+1}$ 
29        $c_2 = k^p \|K_{:,p+1}\|_\infty$ 
30       if  $c_1 + c_2 \leq \text{tol}\|F\|_\infty$ , quit, end
31        $c_1 = c_2$ 
32     end
33      $\hat{m} = \max(\hat{m}, p)$ 
34      $X_{:,k+(i-1)d+1} = e^{kh\mu} F$ 
35   end
36   if  $i \leq j$ ,  $Z = X_{:,id+1}$ , end
37 end
38 if balance,  $X = DX$ , end

```

**6. Numerical experiments.** We give a variety of numerical experiments to illustrate the efficiency and accuracy of our algorithms. All were carried out in MATLAB R2009b on machines with Core i7 or Core 2 Duo E6850 processors, and errors are computed in the 1-norm, unless stated otherwise.

In some of our experiments we will employ two existing codes from the literature, both of which use Krylov techniques along with time-stepping to traverse the interval  $[0, t]$ . The MATLAB function `expv` of Sidje [22] evaluates  $e^{tA}b$  using a Krylov method with a fixed dimension (default 30) for the Krylov subspace. The MATLAB function `phipm` of Niesen [19] uses Krylov techniques to compute a sum of the form  $\sum_{k=0}^p \varphi_k(tA)u_k$ . The size of the Krylov subspace is changed dynamically during the integration, and the code automatically recognizes when  $A$  is Hermitian and uses the Lanczos process instead of the Arnoldi process. We use both functions with their default parameters, except for the convergence tolerance, which varies in our experiments.

We will not attempt to show the benefits of using the  $\alpha_p(A)$  in place of  $\|A\|_1$ , as these have already been demonstrated in [2] for the scaling and squaring algorithm. In all our experiments  $B$  is a vector,  $b$ .

*Experiment 1.* The first experiment tests the behavior of Algorithm 3.2 in floating point arithmetic. We use a combination of all four sets of test matrices described in [2, sec. 6], giving 155 matrices in total, with dimensions  $n$  up to 50. For each matrix  $A$ , and a different randomly generated vector  $b$  for each  $A$ , we compute  $x = e^{A}b$  in three ways:

- using Algorithm 3.2 with and without balancing, with  $\text{tol} = u_d$ ,
- as `expm(A)*b`, where `expm` is the MATLAB function for the matrix exponential, which implements the scaling and squaring algorithm of [10], [12],
- as `expm_new(A)*b`, where `expm_new` implements the improved scaling and squaring algorithm of Al-Mohy and Higham [2].

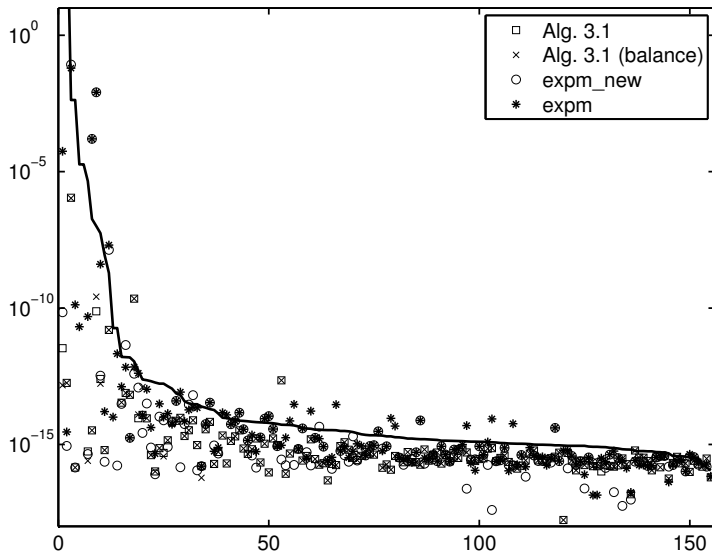


FIG. 6.1. *Experiment 1: normwise relative errors in  $e^Ab$  computed by Algorithm 3.2 with and without balancing and by first computing  $e^A$  by `expm` or `expm_new`.*

Figure 6.1 displays the relative errors  $\|e^{Ab} - \hat{x}\|_2 / \|e^{Ab}\|_2$ , where the “exact” answer is obtained by computing at 100 digit precision with the Symbolic Math Toolbox. The matrices are sorted by decreasing value of the condition number  $\kappa_{\text{exp}}(A, b)$  in (4.2), and  $\kappa_{\text{exp}}(A, b)u_d$  is shown as a solid line. For  $n < 50$  we compute  $\kappa_{\text{exp}}(A, b)$  exactly, using the function `expm_cond` in the Matrix Function Toolbox [8] to obtain the Kronecker matrix representation  $K_{\text{exp}}(A)$  of the Fréchet derivative, and for larger matrices we estimate the condition number using an adaptation of the technique of [1, sec. 7]. Figure 6.2 displays the same data as a performance profile, where for a given  $\alpha$  the corresponding point on each curve indicates the fraction  $p$  of problems on which the method had error at most a factor  $\alpha$  times that of the smallest error over all methods in the experiment.

Figure 6.1 reveals that all the algorithms behave in a generally forward stable manner. Figure 6.2 shows that Algorithm 3.2 has the best accuracy, beating both `expm` and the more accurate `expm_new`. Balancing has little effect on the errors, but it can greatly reduce the cost: the quantity “ $s$  without balancing divided by  $s$  with balancing” had maximum value  $1.6 \times 10^4$  and minimum value 0.75, with the two values of  $s$  differing in 11 cases. The test (3.13) was satisfied in about 77% of the cases.

*Experiment 2.* In this experiment we take for  $A$  the matrix `gallery('lesp', 10)`, which is a nonsymmetric tridiagonal matrix with real, negative eigenvalues, and  $b_i = i$ . We compute  $e^{tA}b$  by Algorithm 3.2 for 50 equally spaced  $t \in [0, 100]$ , with and without balancing, for  $\text{tol} = u_s$  and  $\text{tol} = u_d$ . The results are shown in Figure 6.3. We see a linear growth of the cost of the algorithm with  $t$ , as expected. The relative errors are all below the corresponding solid line representing  $\kappa_{\text{exp}}(tA, b)u$ , which shows that the algorithm is behaving in a forward stable manner. Balancing has no significant effect on the error but leads to a useful reduction in cost. In this test the inequality (3.13) was satisfied in 5% of the cases.

*Experiment 3.* Now we investigate the effectiveness of Algorithm 5.2 at avoiding overscaling when dense output is requested over an interval. We take for  $A$  the



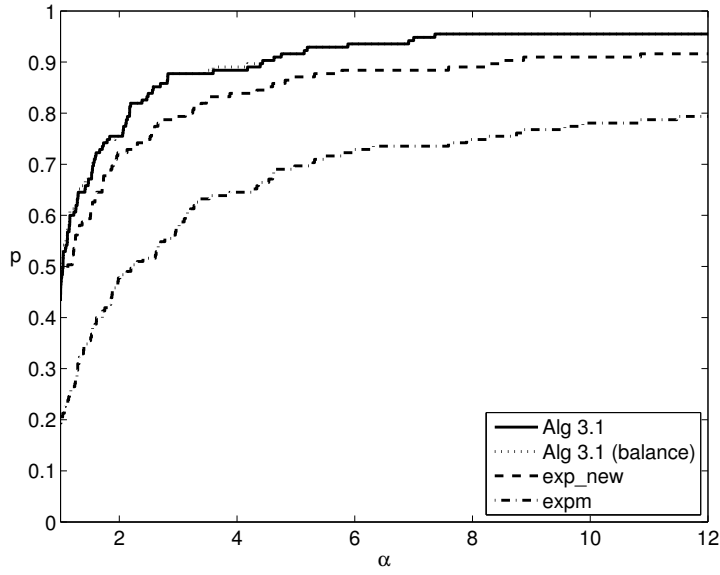


FIG. 6.2. Same data as in Figure 6.1 presented as a performance profile.

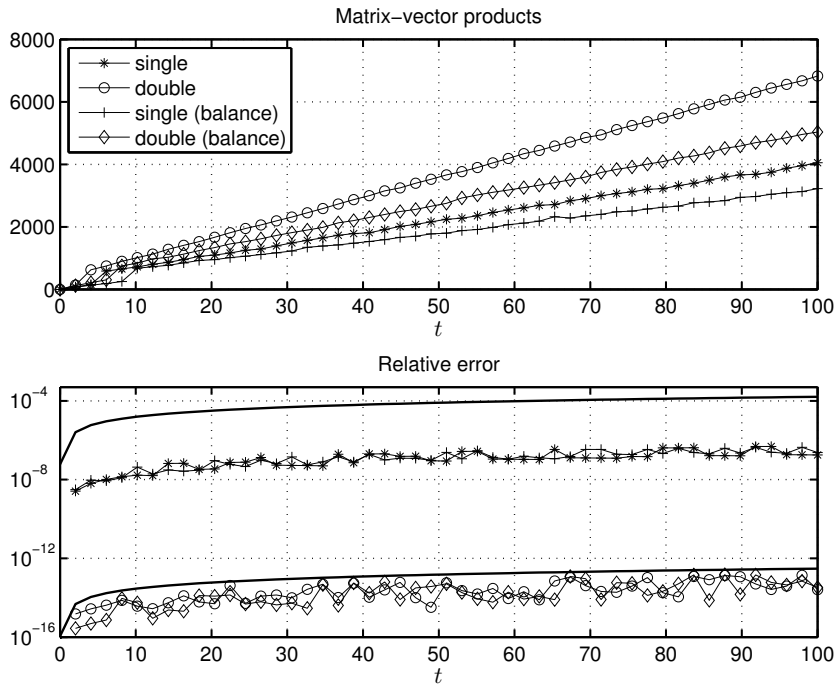


FIG. 6.3. Experiment 2:  $t$  versus cost (top) and accuracy (bottom) of Algorithm 3.2 with and without balancing for  $e^{tA}b$ . In the bottom plot the solid lines are  $\kappa_{\text{exp}}(tA, b)u_s$  and  $\kappa_{\text{exp}}(tA, b)u_d$ .

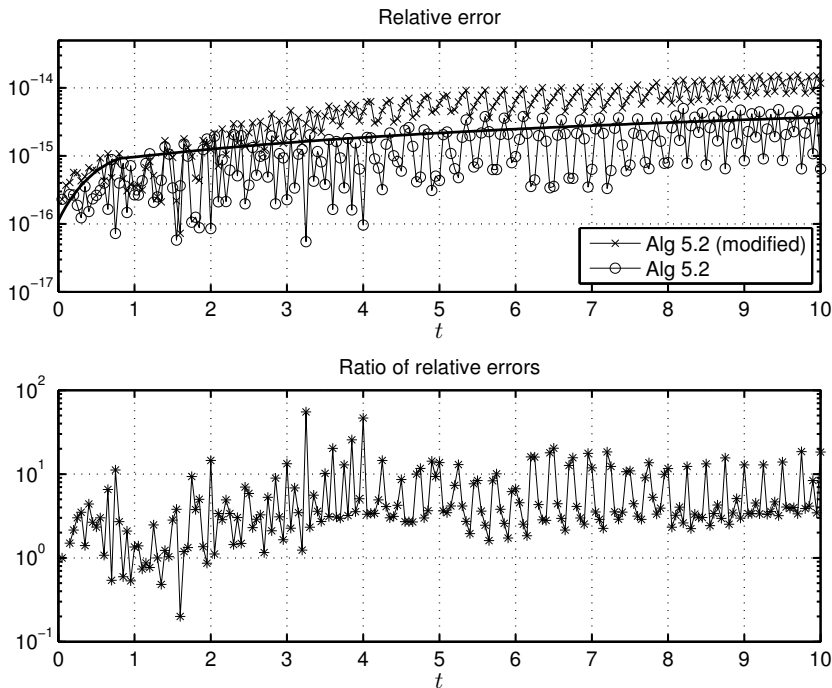


FIG. 6.4. *Experiment 3: relative errors (top) for Algorithm 5.2 and for modified version of the algorithm without the logic to avoid overscaling, and ratio of relative errors “modified/original” (bottom). The solid line is  $\kappa_{\text{exp}}(tA, b)u_d$ .*

matrix `gallery('frank', 3)`,  $b$  has equally spaced elements on  $[-1, 1]$ , and  $\text{tol} = u_d$ ; balancing leaves this matrix unchanged. We apply Algorithm 5.2 twice with  $t \in [0, 10]$  and  $q = 200$ , once in its given form and again with the “if” test at line 8 forced to be satisfied, thus turning off the logic for avoiding overscaling. The relative errors are shown in Figure 6.4. The improved accuracy provided by our strategy for avoiding overscaling is clear.

*Experiment 4.* Our next experiment is a variation of one from Trefethen, Weideman, and Schmelzer [24, sec. 3], in which  $A \in \mathbb{R}^{9801 \times 9801}$  is a multiple of the standard finite difference discretization of the 2D Laplacian, namely the block tridiagonal matrix constructed by `-2500*gallery('poisson', 99)` in MATLAB. We compute  $e^{tA}b$  for the  $b$  specified in [24] for  $q = 100$  equally spaced values of  $t$  on  $[0, 1]$ , with  $\alpha = 0.02$  (the problem as in [24]) and  $\alpha = 1$ . We use four different methods.

1. Algorithm 5.2, with  $\text{tol} = u_d$ . Since  $A$  is symmetric, balancing is not needed.
2. MATLAB functions `expv` and `phipm`, both called  $q$  times with error tolerance  $u_d$ . Since both functions use a time-stepping strategy to advance  $e^{\tau A}b$  from  $\tau = 0$  to  $\tau = t$ , our repeated calls to `expv` and `phipm` result in wasted computation, but they are unavoidable because the functions do not offer the option of “dense output” to return intermediate vectors.
3. The MATLAB code in [24, Fig. 4.4], which uses a best rational  $L_\infty$  approximation to the exponential of type  $(N - 1, N)$  with  $N = 14$ . It is called repeatedly for each  $t$ -value. Unlike the previous two methods, the dominant computational cost is the solution of linear systems with matrices of the form  $\alpha I - \beta A$ , which is done

TABLE 6.1

Experiment 4: speed is time for method divided by time for Algorithm 5.2.

|                 | $\alpha = 0.02$ |       |         | $\alpha = 1$ |        |         |
|-----------------|-----------------|-------|---------|--------------|--------|---------|
|                 | speed           | cost  | diff    | speed        | cost   | diff    |
| Algorithm 5.2   | 1               | 1119  |         | 1            | 49544  |         |
| <b>expv</b>     | 46.6            | 25575 | 4.5e-15 | 66.0         | 516429 | 6.2e-14 |
| <b>hipm</b>     | 10.5            | 10744 | 5.5e-15 | 9.3          | 150081 | 6.3e-14 |
| <b>rational</b> | 107.8           | 700   | 9.1e-14 | 7.9          | 700    | 1.0e-12 |

TABLE 6.2

Experiment 5: speed is time for method divided by time for Algorithm 3.2.

|                 | $\ A\ _1$ | Algorithm 3.2 |      |         | <b>hipm</b> |      |         | <b>expv</b> |      |         |
|-----------------|-----------|---------------|------|---------|-------------|------|---------|-------------|------|---------|
|                 |           | speed         | cost | error   | speed       | cost | error   | speed       | cost | error   |
| <b>orani678</b> | 1.0e5     | 1             | 5272 | 7.3e-15 | 1.0         | 651  | 5.7e-14 | 3.5         | 9052 | 9.1e-14 |
| <b>bcspr10</b>  | 1.4e2     | 1             | 380  | 7.1e-15 | 1.1         | 103  | 8.5e-15 | 4.5         | 341  | 1.4e-14 |
| <b>gr_30_30</b> | 3.2e1     | 1             | 80   | 7.2e-9  | 3.9         | 40   | 2.0e-9  | 5.9         | 124  | 1.1e-7  |

via the backslash operator.

The results are given in Table 6.1, where “cost” denotes the number of matrix–vector products for the first three methods and the number of linear system solves for the rational approximation method, and “diff” is the normwise relative difference between the matrix of result vectors computed by Algorithm 5.2 and the other methods.

Here,  $\|A\|_1 = 2 \times 10^4$ , and Algorithm 5.2 takes  $s = 21$  for  $\alpha = 0.02$  and  $s = 1014$  for  $\alpha = 1$ . In spite of the fairly heavy scaling, this algorithm is still substantially faster than **expv**, **hipm**, and the rational approximation method. Algorithm 5.2 needed to use its logic to avoid overscaling for  $\alpha = 0.02$  but not for  $\alpha = 1$ .

We used the MATLAB `profile` function to profile the M-files in this experiment. We found that Algorithm 5.2 spent 88% of its time doing matrix–vector products. By contrast, **expv** and **hipm** spent 12% and 28% of their time, respectively, on matrix–vector products and most of the rest within the Arnoldi recurrence or in evaluating matrix exponentials via `expm` (1% and 6%, respectively). Note that the vectors in the Arnoldi and Lanczos recurrences are generally full if  $b$  is, so the inner products and additions in these recurrences can be of similar cost to a matrix–vector product when  $A$  is very sparse, as it is here.

*Experiment 5.* This experiment uses essentially the same tests as Niesen and Wright [20, Experiment 1], which in turn are based on those of Sidje [22]. The three matrices belong to the Harwell-Boeing collection and are obtained from the University of Florida Sparse Matrix Collection [5]. For the first two matrices we compute  $e^{At}$ . The matrices and problem details are:

- **orani678**,  $n = 2529$ ,  $t = 100$ ,  $b = [1, 1, \dots, 1]^T$ ;
- **bcspr10**,  $n = 5300$ ,  $t = 10$ ,  $b = [1, 0, \dots, 0, 1]^T$ .

The third matrix is **gr\_30\_30**, with  $n = 900$ ,  $t = 2$ ,  $b = [1, 1, \dots, 1]^T$ , and we compute  $e^{-tA}e^{tAb}$ . The tolerance is  $u_s$  and for the first two problems we regard the solution computed with Algorithm 3.2 with  $\text{tol} = u_d$  as the exact solution. Balancing is not applied because MATLAB does not support balancing of matrices stored with the sparse attribute; however, balancing is certainly possible for sparse matrices, and several algorithms are developed by Chen and Demmel [4]. The results are shown in Table 6.2. All three methods deliver the required accuracy, but Algorithm 3.2 proves to be the fastest.

*Experiment 6.* This example reveals the smoothness of the solution computed

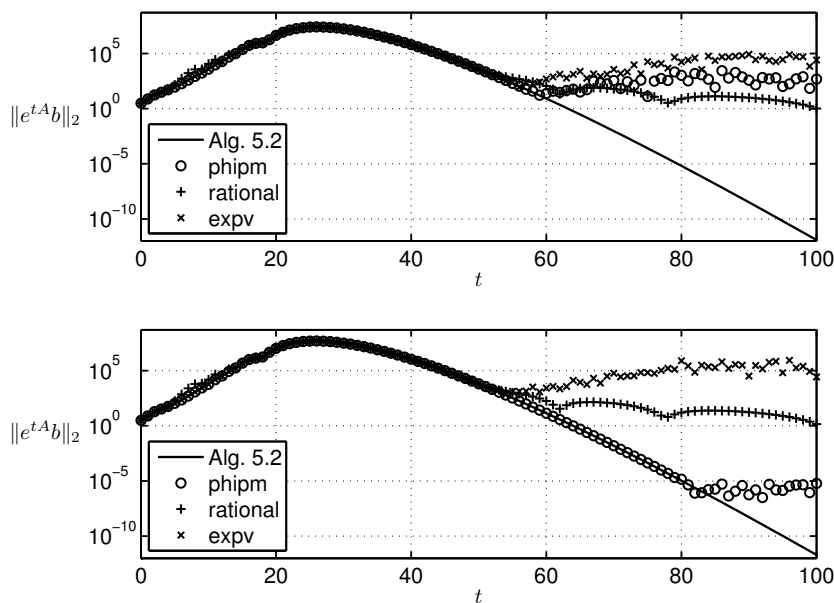


FIG. 6.5. Experiment 6:  $t$  versus  $\|e^{tA}b\|_2$ , with  $\alpha = 4$  (top) and  $\alpha = 4.1$  (bottom).

by Algorithm 5.2. The matrix  $A$  is `-gallery('triu',20,alpha)`, which is upper triangular with constant diagonal  $-1$  and all superdiagonal elements equal to  $-\alpha$ . We take  $b_i = \cos i$  and compute the norms  $\|e^{tA}b\|_2$  with  $\text{tol} = u_d$  for  $\alpha = 4$  and  $\alpha = 4.1$  by all the methods discussed above for  $t = 0:100$ . The best rational  $L_\infty$  approximation is applicable since  $A$  has real, negative eigenvalues. Balancing has no effect on this matrix. Figure 6.5 shows that Algorithm 5.2 is the only method to produce a smooth curve that tracks the growth and decay of the exponential across the whole interval, and indeed each computed norm for Algorithm 5.2 has relative error less than  $5 \times 10^{-14}$ . The accuracy of the other methods is affected by the nonnormality of  $A$ , which is responsible for the hump. The rational approximation method solves linear systems with condition numbers up to order  $10^{12}$ , which causes its ultimate loss of accuracy. The Krylov methods are so sensitive to rounding errors that changing  $\alpha$  from 4 to 4.1 produces quite different behavior, especially for `phipm`. The problem is very ill-conditioned:  $\kappa_{\text{exp}}(A, b) \geq u_d^{-1}$  for  $t \gtrsim 53$ .

*Experiment 7.* Since our approach is in the spirit of the sixth of Moler and Van Loan's "19 dubious ways" [18, sec. 4], it is appropriate to make a comparison with a direct implementation of their "Method 6: single step ODE methods". For the Laplacian matrix and vector  $b$  from Experiment 4, we compute  $e^{\alpha A}b$ , for  $\alpha = 1$  and  $\alpha = 4$ , using Algorithm 3.2 with  $\text{tol} = u_s$ , and the `ode45` and `ode15s` functions from MATLAB, with absolute and relative error tolerances (used in a mixed absolute/relative error criterion) both set to  $u_s$ . The `ode45` function uses an explicit Runge–Kutta (4,5) formula while `ode15s` uses implicit multistep methods. We called both solvers with time interval specified as  $[0 \ t/2 \ t]$  instead of  $[0 \ t]$  in order to stop them returning output at each internal mesh point, which substantially slows the integration. The results in Table 6.3 show the superior efficiency of Algorithm 3.2 over `ode45`. The `ode15s` function performs variably, being extremely slow for the `orani678` problem,

TABLE 6.3

*Experiment 7: cost is the number of matrix–vector products, except for ode15s for which it “number of matrix–vector products/number of LU factorizations/number of linear system solves”. The subscript on poisson denotes the value of  $\alpha$ .*

|                                  | Algorithm 3.2 |        |        | ode45 |        |        | ode15s |               |        |
|----------------------------------|---------------|--------|--------|-------|--------|--------|--------|---------------|--------|
|                                  | Time          | Cost   | Error  | Time  | Cost   | Error  | Time   | Cost          | Error  |
| <code>orani678</code>            | 0.41          | 2642   | 6.0e-9 | 3.02  | 14269  | 2.7e-8 | 136    | 7780/606/7778 | 1.6e-6 |
| <code>bcsprw10</code>            | 0.022         | 228    | 1.2e-6 | 0.58  | 3325   | 9.5e-7 | 2.92   | 1890/76/1888  | 4.8e-5 |
| <code>poisson<sub>1</sub></code> | 4.06          | 29255  | 2.2e-6 | 8.31  | 38401  | 3.6e-7 | 2.48   | 402/33/400    | 8.3e-6 |
| <code>poisson<sub>4</sub></code> | 16.7          | 190582 | 9.0e-6 | 35.5  | 154075 | 2.2e0  | 3.24   | 494/40/492    | 1.4e-1 |

but faster than Algorithm 3.2 for the `poisson` problem with  $\alpha = 1$ , in this case being helped by the fact that  $A$  is highly sparse and structured, so that the linear system solves it requires are relatively inexpensive. However, both ODE solvers fail to produce the desired accuracy for the `poisson` problem with  $\alpha = 4$ .

*Experiment 8.* Our final experiment illustrates the application of Theorem 2.1 in order to compute the exponential integrator approximation (2.4) via (2.11). We take for  $A \in \mathbb{R}^{400 \times 400}$  the symmetric matrix `-gallery('poisson',20)` and random vectors  $u_k$ ,  $k = 0:p$ , with elements from the normal (0,1) distribution, where  $p = 5:5:20$ . The matrix  $W \in \mathbb{R}^{400 \times p}$  has columns  $W(:, p - k + 1) = u_k$ ,  $k = 1:p$ . For each  $p$ , we compute  $\hat{u}(t)$  at each  $t = 1:0.5:10$  by Algorithm 5.2 (with  $t_0 = 1$ ,  $t_q = 10$ , and  $q = 18$ ) and by `phipm`, which has the ability to compute  $\hat{u}(t)$  via the expression (2.4). For computing errors, we regard as the “exact” solution the vector obtained by using `expm` to compute the exponential on the right-hand side of (2.11). We set the tolerance to  $u_d$  for both algorithms. Figure 6.6 plots the results. The total number of matrix–vector products is 1097 for Algorithm 5.2 and 3749 for `phipm`.

The relative error produced by Algorithm 5.2 is of order  $u_d$  for all  $t$  and  $p$ , whereas the relative error for `phipm` deteriorates with increasing  $t$ , the more rapidly so for the larger  $p$ , suggesting instability in the recurrences that the code uses. The practical implication is that  $p$ , which is the degree of the polynomial approximation in an exponential integrator, may be need to be limited for use with `phipm` but is unrestricted for our algorithm. The run time for this experiment is 0.093 seconds for Algorithm 5.2 and 0.62 seconds for `phipm`.

The importance of the normalization by  $\eta$  in (2.11) is seen if we multiply  $W$  by  $10^6$  and repeat the experiment with the default  $\eta$  and then  $\eta = 1$ . The maximum relative errors for Algorithm 5.2 in the two cases are  $2.3 \times 10^{-15}$  and  $3.3 \times 10^{-12}$ .

**7. Discussion.** Our new algorithm, Algorithm 5.2 (and its special case Algorithm 3.2) has a number of attractive features. Suppose, first, that  $B \in \mathbb{R}^n$  is a vector. The algorithm spends most of its time computing matrix–vector products, with other computations occupying around 12% or of the time. Thus it fully benefits from problems where matrix–vector products are inexpensive, or their evaluation is optimized. The algorithm is essentially direct rather than iterative, because the number of matrix–vector products is known after the initial norm estimation phase and depends only on the values  $d_k = \|A^k\|_1^{1/k}$  for a few values of  $k$  (sometimes just  $k = 1$ ). No convergence test is needed, except the test for early termination built into the evaluation of the truncated Taylor series. Our experiments demonstrate excellent numerical stability in floating point arithmetic, and this is supported (but not entirely explained) by the analysis in Section 4. The numerical reliability of the algorithm is emphasized by the fact that in Experiment 1 it has a better relative error

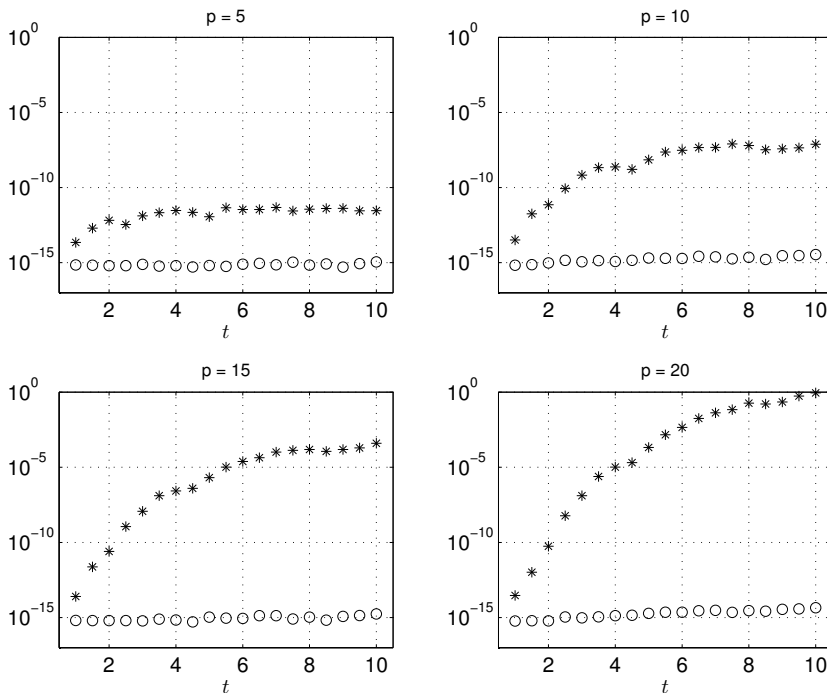


FIG. 6.6. *Experiment 8: relative errors of computed  $\hat{u}(t)$  in (2.4) from Algorithm 5.2 ( $\circ$ ) and `phimp` ( $*$ ) over the interval  $[1, 10]$  for  $p = 5:5:20$ .*

performance profile than evaluation of  $e^A b$  using the best current method for  $e^A$ . A particular strength of the algorithm is in the evaluation of  $e^{At}$  at multiple points on the interval of interest, because the scaling used by the algorithm naturally produces intermediate values, and the design of the algorithm ensures that when extremely dense output is required overscaling is avoided.

These benefits contrast with Krylov methods, of which we tested two particular examples. These methods are genuinely iterative, so their cost is difficult to predict and the choice of convergence test will influence the performance and reliability. They also typically require the selection or estimation of the size of the Krylov subspace. Moreover, the cost of the methods is not necessarily dominated by the matrix–vector products with  $A$ ; depending on the method and the problem it can be dominated by the computations in the Arnoldi or Lanczos recurrence, and the cost of evaluating exponentials of smaller Hessenberg matrices is potentially significant.

For the case where  $B$  is a matrix with  $n_0 > 1$  columns, Algorithm 5.2 is particularly advantageous because the logic of the algorithm is unchanged and the computational effort is now focused on products of  $n \times n$  and  $n \times n_0$  matrices. The Krylov codes `expv` and `phimp` must be called repeatedly on each column of  $B$  and thus cannot benefit from the greater efficiency of matrix products. An algorithm for  $e^A B$  based on block Krylov subspaces might avoid this drawback, but no such algorithm is currently available.

The weakness of Algorithm 5.2 is its tendency for the cost to increase with increasing  $\|A\|$  (though it is the  $d_k$  that actually determine the cost). This weakness is to some extent mitigated by preprocessing, but for symmetric  $A$  balancing has no

effect and  $d_k \approx \|A\|$  (there is equality for the 2-norm, but the algorithm uses the 1-norm). Note also that Algorithm 5.2 requires matrix–vector products with both  $A$  and  $A^*$  for the norm estimation. However, if  $A$  is non-Hermitian and known only implicitly and  $A^*x$  cannot be formed, we can revert to the use of  $\|A\|_1$  in place of the  $\alpha_p(A)$ .

In summary, Algorithm 5.2 emerges as the best method for the  $e^A B$  problem in our experiments. It has several features that make it attractive for black box use in a wide range of applications: its applicability to any  $A$ , its predictable cost after the initial norm estimation phase, its excellent numerical stability, and its ease of implementation,

#### REFERENCES

- [1] Awad H. Al-Mohy and Nicholas J. Higham. Computing the Fréchet derivative of the matrix exponential, with an application to condition number estimation. *SIAM J. Matrix Anal. Appl.*, 30(4):1639–1657, 2009.
- [2] Awad H. Al-Mohy and Nicholas J. Higham. A new scaling and squaring algorithm for the matrix exponential. *SIAM J. Matrix Anal. Appl.*, 31(3):970–989, 2009.
- [3] Athanasios C. Antoulas. *Approximation of Large-Scale Dynamical Systems*. Society for Industrial and Applied Mathematics, Philadelphia, PA, USA, 2005. xxv+479 pp. ISBN 0-89871-529-6.
- [4] Tzu-Yi Chen and James W. Demmel. Balancing sparse matrices for computing eigenvalues. *Linear Algebra Appl.*, 309:261–287, 2000.
- [5] Timothy A. Davis. University of Florida sparse matrix collection. <http://www.cise.ufl.edu/research/sparse/matrices/>.
- [6] J. J. Dongarra, J. J. Du Croz, I. S. Duff, and S. J. Hammarling. A set of Level 3 basic linear algebra subprograms. *ACM Trans. Math. Software*, 16:1–17, 1990.
- [7] Iain S. Duff, Michael A. Heroux, and Roldan Pozo. An overview of the Sparse Basic Linear Algebra Subprograms: The new standard from the BLAS Technical Forum. *ACM Trans. Math. Software*, 28(2):239–267, 2002.
- [8] Nicholas J. Higham. The Matrix Function Toolbox. <http://www.ma.man.ac.uk/~higham/mftoolbox>.
- [9] Nicholas J. Higham. *Accuracy and Stability of Numerical Algorithms*. Second edition, Society for Industrial and Applied Mathematics, Philadelphia, PA, USA, 2002. xxx+680 pp. ISBN 0-89871-521-0.
- [10] Nicholas J. Higham. The scaling and squaring method for the matrix exponential revisited. *SIAM J. Matrix Anal. Appl.*, 26(4):1179–1193, 2005.
- [11] Nicholas J. Higham. *Functions of Matrices: Theory and Computation*. Society for Industrial and Applied Mathematics, Philadelphia, PA, USA, 2008. xx+425 pp. ISBN 978-0-898716-46-7.
- [12] Nicholas J. Higham. The scaling and squaring method for the matrix exponential revisited. *SIAM Rev.*, 51(4):747–764, 2009.
- [13] Nicholas J. Higham and Awad H. Al-Mohy. Computing matrix functions. *Acta Numerica*, 19, 2010. 50 pp. To appear.
- [14] Nicholas J. Higham and Françoise Tisseur. A block algorithm for matrix 1-norm estimation, with an application to 1-norm pseudospectra. *SIAM J. Matrix Anal. Appl.*, 21(4):1185–1201, 2000.
- [15] Marlis Hochbruck and Alexander Ostermann. Exponential integrators. *Acta Numerica*, 19, 2010. To appear.
- [16] Souji Koikari. Algorithm 894: On a block Schur–Parlett algorithm for  $\varphi$ -functions based on the sep-inverse estimate. *ACM Trans. Math. Software*, 36(2):Article 12, 2009.
- [17] Borislav V. Minchev and Will M. Wright. A review of exponential integrators for first order semi-linear problems. Preprint 2/2005, Norwegian University of Science and Technology, Trondheim, Norway, 2005. 44 pp.
- [18] Cleve B. Moler and Charles F. Van Loan. Nineteen dubious ways to compute the exponential of a matrix, twenty-five years later. *SIAM Rev.*, 45(1):3–49, 2003.
- [19] Jitse Niesen. <http://www.amsta.leeds.ac.uk/~jitse/software.html>, retrieved on February 17, 2010.
- [20] Jitse Niesen and Will M. Wright. A Krylov subspace algorithm for evaluating the  $\varphi$ -functions

- appearing in exponential integrators. Technical Report arXiv:0907.4631, 2009. 20 pp.
- [21] Y. Saad. Analysis of some Krylov subspace approximations to the matrix exponential operator. *SIAM J. Numer. Anal.*, 29(1):209–228, 1992.
  - [22] Roger B. Sidje. Expokit: A software package for computing matrix exponentials. *ACM Trans. Math. Software*, 24(1):130–156, 1998.
  - [23] Bård Skaflestad and Will M. Wright. The scaling and modified squaring method for matrix functions related to the exponential. *Appl. Numer. Math.*, 59:783–799, 2009.
  - [24] Lloyd N. Trefethen, J. A. C. Weideman, and Thomas Schmelzer. Talbot quadratures and rational approximations. *BIT*, 46(3):653–670, 2006.
  - [25] Charles F. Van Loan. The sensitivity of the matrix exponential. *SIAM J. Numer. Anal.*, 14(6):971–981, 1977.
  - [26] David S. Watkins. A case where balancing is harmful. *Electron. Trans. Numer. Anal.*, 23:1–4, 2006.
  - [27] Daniel E. Whitney. More about similarities between Runge–Kutta and matrix exponential methods for evaluating transient response. *Proc. IEEE*, 57:2053–2054, 1969.